REVISION HISTORY				
REV	ECN	DESCRIPTION	DATE	APPROVED
A	F040036	RELEASE	2/22/2005	dmjohnson

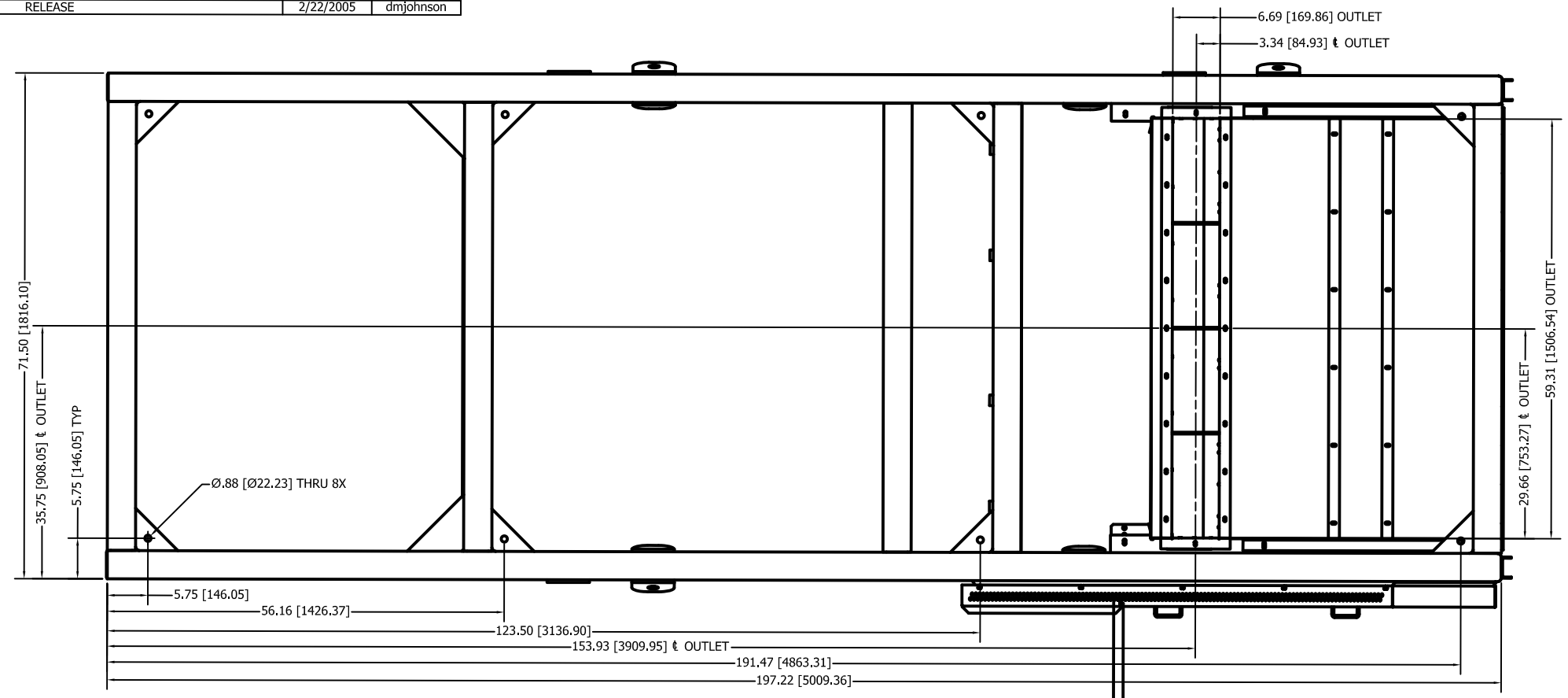

BOTTOM VIEW
OUTLET & MOUNTING DETAIL

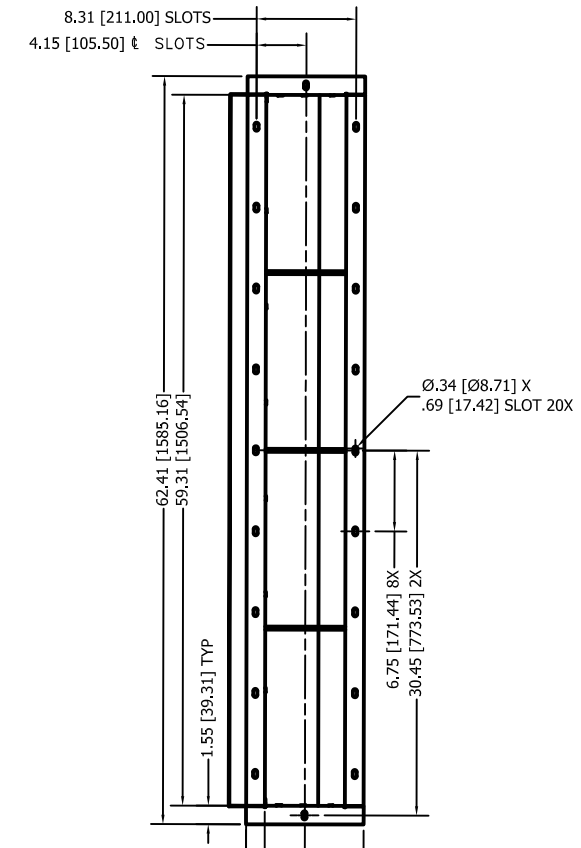

OUTLET FLANGE DETAIL
SCALE 1/8

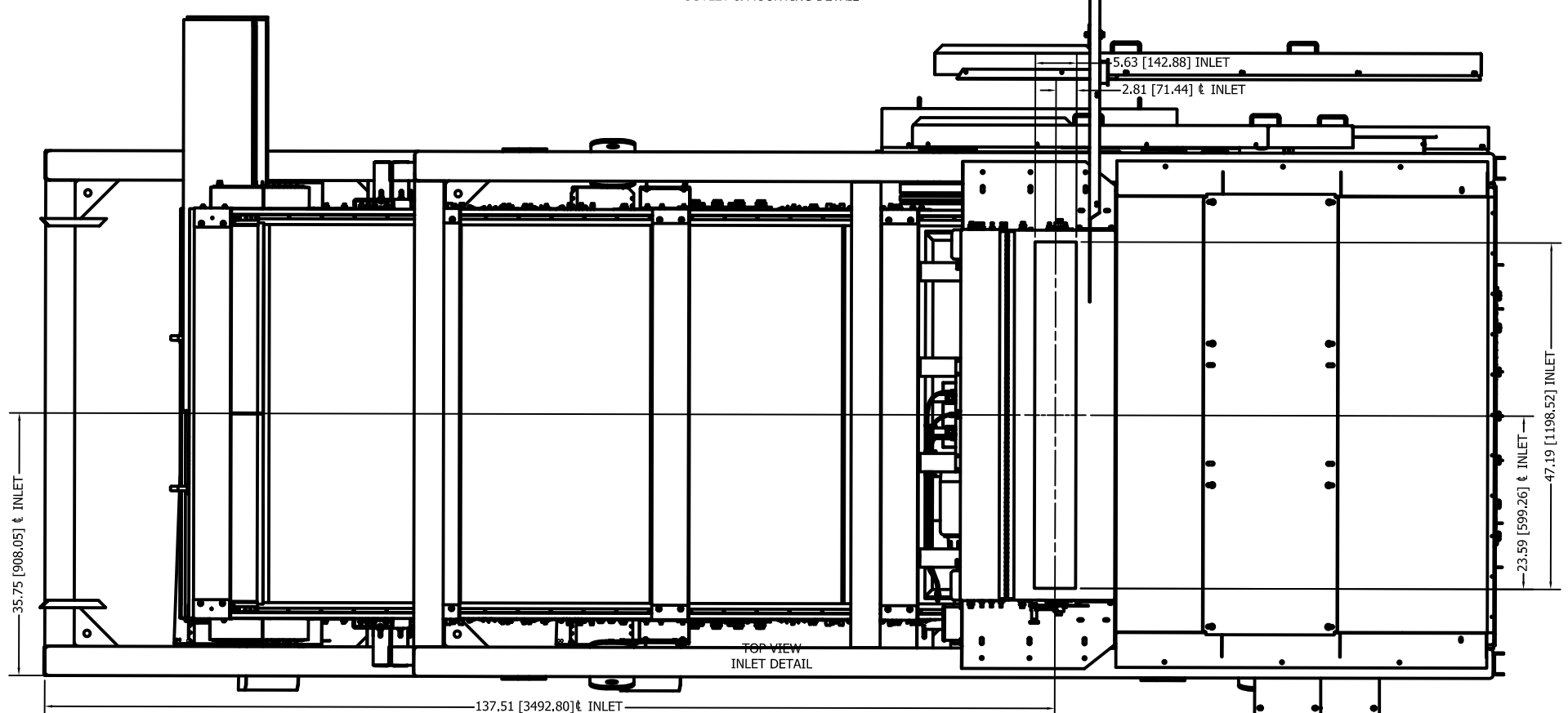

TOP VIEW
INLET DETAIL

NOTES:
1. DO NOT SCALE FROM DRAWING.
2: ALTERNATIVE UNITS [X.X] IN MILLIMETERS.
3: .500-.875" [12.70-22.23mm] TOTAL THROW, BOTH SHOES.
4: CONTACT CLIPPER SALES FOR CFM [CMM] REQUIREMENTS, GIVEN SPECIFIC APPLICATION.
5: MACHINE SHIPPED IN TWO SECTIONS. UPPER SECTION SHIPPING WEIGHT: 5500 lb [2495 kg]. LOWER SECTION SHIPPING WEIGHT: 5500 lb [2495 kg].
6: EIGHT, 3/4-8 GRADE 5 BOLTS RECOMMENDED TO LAG FRAME THRU FLOOR JOISTS.
7: RECOMMENDED MAINTENANCE CLEARANCE FROM FRAME: 48.00" [1219] AT FRONT & SIDES, 12.00" [305] AT REAR.
8: FRAME ASTM A500 GRADE B (UNS K03000) 4.00 X 4.00 X 0.25 & 0.50" PAINTED FINISH.
9: SEE PRINT 1 OF 3 FOR FRONT & RIGHT SIDE VIEWS. SEE PRINT 2 OF 3 FOR REAR & LEFT SIDE VIEWS.

This drawing is the property of the A.T. Ferrell Company, Inc and must be returned Immediately upon request. No part of this drawing may be reproduced, stored in a retrieval system or transmitted in any form or by any means, without prior written consent of the A.T. Ferrell Company, Inc

CAD NO MANUAL CHANGES				
TOLERANCES EXCEPT AS NOTED	DIVISION OF A. T. FERRELL COMPANY			BLUFFTON, INDIANA - USA
DECIMAL: xxx ± .005 xx ± .030	FINISH: TOUCH-UP PAINT	SCALE: 0.09:1	DRAWN BY: dmjohnson	APPROVED BY: DMJ
FRACTIONAL: ± 1/32	TITLE: CLEANER ASSY, RH, TITAN 44			
ANGULAR: ± 1/2°	DATE: 8/19/2004	SIZE: D	PART NUMBER: F62240400-I	SHEET: 3 of 3