

**SERVICE MANUAL**  
**AND**  
**PARTS CATALOG**  
**FOR YOUR**  
**SUPER X298D**



*Grain, Seed and Bean Cleaners*

1440 SOUTH ADAMS STREET BLUFFTON, INDIANA 46714 (800) 248-8318  
Updated April 26, 2021

[www.atterrell.com](http://www.atterrell.com)

# SUPER X298D WITH BRUSHES

## Top Fan Section

ITEM NO.	PAGE NO.	PART NUMBER	QTY.	DESCRIPTION
3		F01101802	1	3/4" Back Damper Flange Bearing
5	3	F01601400	1	1-15/16" X 79" Top Fanshaft
10	3	F92401150	2	1-15/16" Bore Pillow Block Bearing
11		F04303122	1	Adjusting Handle & Crank <b>(22" Long for back air)</b>
12	1	F04303128	1	Adjusting Handle & Crank <b>(28" Long for top air)</b>
4	1	F05313000	2	Adjusting handle shaft Bearing
	1	F04001600	1	Hand Crank Handle with wood Knob
16	2	F05006720	1	Back Air Damper with End Castings
17	1	F05003703	1	Front Air Damper with End Castings
	1	F01013500	2	Valve Control Assy Complete <b>See attached picture</b>
18	3	F05502400	2	High Static Fan Wheel Assembly with 8" Wide Blade
215	26	F05501202	1	Right Side Top Fan Housing Assembly ( Includes 2 Sides & Metal)
215	26	F05501205	1	Left Side Top Fan Housing Assembly( Includes 2 Sides & Metal)
15	1	F05003900	2	Top Fan Bleeder Inlet Slide Assembly

**\*\*Refers to the previous listing number. May give parts within that assembly, right side-left side numbers, or numbers for parts that are specific to RH or LH machines.**

**Note: Front of the Machine is Where the Screens are Inserted Into the Machine. Discharge Spouts are Determined by Standing at the Front and Facing the Machine. Right Hand Discharge Spouts Would Discharge Towards Your Right Hand.**

## TOP AIR DISCHARGE ASSEMBLY

ITEM NO.	PAGE NO.	PART NUMBER	QTY.	DESCRIPTION
21	All 4	F04500001	1	Complete Valve Assembly <b>(Includes Below)</b>
22	4	F04800002	1	Hinged Gate Weldment 34-3/8"
**		F04600502	1	Gate Board 43-1/8"
**		F92700004	2	Gate Springs
23	4	F04501402	1	#8 Discharge Roll Assemblby with Flanges (Wood is 34-3/8" Long)
25	4	F92460200	2	1" Bearing Insert
186	4	40000038	4	Flangette Stampings For Above
20	4	F01617800	1	Top Valve Shaft 1" X 70" <b>(ALL OLDER MACHINES)</b> Or
20	4	F01630402	1	Top Valve Shaft 1" x 50" <b>(NEWER MACHINES MID 80'S ON)</b>
20	4	F01630401	2	Shaft Extension 1" x 12"
20	4	F01630403	2	Shaft Coupler

## BOTTOM/BACK SETTLING CHAMBER & AUGER

ITEM NO.	PAGE NO.	PART NUMBER	QTY.	DESCRIPTION
26	5	F01000900	1	Adjusting Lever with Spring Loaded Knob About 6" Long
29	5	F01800880	1	Adjusting Plate ( Mounts to Wood Side)
32	5	F07000720	1	Wood Damper Assembly with End Castings
31	6	F07000350	1	Complete Auger Assembly for Left Hand Discharge <b>(Parts Below)</b>
28	6	F12900317	1	Shaft with Flighting 76-1/2" for Left Hand Discharge Machine
30	6	F98600005	4	Cleanout Door Latch
37	6	F92460301	2	1-3/16" Flangette Bearing
36	6	40000005	4	Bearing Flangette Stamping (For Above Bearing)
31	6	F07000320	1	Complete Auger Assembly for Right Hand Discharge <b>(Parts Below)</b>
28	6	F12900217	1	Shaft with Flighting 76-1/2" for Right Hand Discharge Machine
30	6	F98600005	4	Cleanout Door Latch
37	6	F92460301	2	1-3/16" Bearing Insert
36	6	40000005	4	Bearing Flangette Stamping (For Above Bearing)

**Note: Front of the Machine is Where the Screens are Inserted Into the Machine.  
Discharge Spouts are Determined by Standing at the Front and Facing the Machine.  
Right Hand Discharge Spouts Would Discharge Towards Your Right Hand.**

## BRUSH ADJUSTING SYSTEM

ITEM NO.	PAGE NO.	PART NUMBER	QTY.	DESCRIPTION
38	7	F01004901	4	Brush Adjusters - Idler Side (Left Hand Side)
**	7	F01004902	4	Brush Adjusters - Idler Side (Right Hand Side)( <b>Includes Below</b> )
43	7	F01106300	1	Idler Arm Support
43A	7	F82080060	1	Shoulder Bolt for Brush Adjusters (Both Sides)
39		<b>Not Available</b>		Brush Adjusters - Control Side Left Hand Side
**	7	F01003002	4	Brush Adjusters - Control Side Right Hand Side( <b>Includes Below</b> )
42	7	F01105400	1	Adjustments Handle with Spring About 12" Long
42A	7	F82080060	1	Shoulder Bolt for Brush Adjusters (Both Sides)
**	9	F01000200	16	Rope Sheave Assembly Complete <b>See attached picture</b>
41	9	F01104300	8	One Hole Plate with 1-5/8" Bore
51	9	F11807001	2	Straight Jack Plate
**	9	F11807002	1	Right Hand Beveled Jack Plate
**	9	F11807003	1	Left Hand Beveled Jack Plate
54	10	F09501900	4	Brush Carrier Assembly 25" with Rollers ( <b>Brushes not included</b> )
		F97700003	80	Wirelon Plastic Coated Cable ( <b>In Feet</b> ) <b>See attached picture</b>
48	10	F01612102	4	Brush Carrier Shaft 1-3/16" X 64"

**Note: Front of the Machine is Where the Screens are Inserted Into the Machine.  
Discharge Spouts are Determined by Standing at the Front and Facing the Machine.  
Right Hand Discharge Spouts Would Discharge Towards Your Right Hand.**



## BOTTOM FAN ASSEMBLY

ITEM NO.	PAGE NO.	PART NUMBER	QTY.	DESCRIPTION
59	12	F01615901	1	Fan Shaft 1-1/2" X 79" <b>(Includes Keys)</b> <b>See attached pictures 11 &amp; 12</b>
61	12	F97700052	2	Tapered Fan Entry Cones
<b>All</b>	25	F06002002	1	Bottom Fan Drum Assembly Complete <b>( Includes Below)</b>
201	25	F06302705	1	Bottom Drum Iron 57-5/8" x 88"
202	25	F06302707	1	Drum Iron 57-5/8" x 26-3/4"
203	25	F06302106	1	Discharge Chute 4"
204	25	F06302708	1	Breast Iron 57-5/8" x 24-1/2"
205	25	F06302706	1	Drum Iron 57-5/8" x 22-3/8"

## COUNTERSHAFT ASSEMBLY

ITEM NO.	PAGE NO.	PART NUMBER	QTY.	DESCRIPTION
73	14	F01615801	1	Countershaft 1-1/2" X 85-3/4" <b>( Includes Keys)</b> <b>See attached pictures 13 &amp; 14</b>

**NOTE: On very early Super X298D's (1955-1958?) w/ 9" discs on the Countershaft Assembly**

79	13	F19700900	1	9" Diameter 1-1/2" Bore Spring End Disc
80	13	F19701100	1	9" Diameter 1-1/2" Bore Stationary Disc with Set Screws

## ECCENTRIC SHAFT ASSEMBLY

ITEM NO.	PAGE NO.	PART NUMBER	QTY.	DESCRIPTION
85	16	F01617400	1	Eccentric Shaft 1-1/2" X 78" <b>(Includes Keys)</b> <b>See attached pictures 15 &amp; 16</b>
86	15	Not Available	1	6714 1-1/2" Halfmoon Flange Bearing
**		F92400022	1	1-1/2" Bearing <b><u>Insert Only</u></b> for Above
86	15	F92053126	1	6714 1-1/2" Flange Bearing Conversion Kit with Pillow Block Bear
87	16	F92441086	1	7475 1-1/2" Bearing Assembly <b><u>Insert Only</u></b>
**		F92400026	1	1-1/2" <b><u>Bearing Insert Only</u></b> for Above
90	17	F19503501	4	Steel Pitman Assembly Complete <b>See attached pictures 15A</b>
91	15	F19503600	4	1-1/2" Throw Eccentric Assembly Complete <b>See attached pictures 15B</b>

**NOTE: On very early Super X298D's (1955-1958?) with 9" discs on the Ecc. Shaft Assembly**

F19500720	1	1-1/2" Adjusting Nut <b>(Includes Zerk with Plug #24)</b>
F19701000	1	9" Diameter 1-1/2" Bore Thrust End Disc
F19701100	1	9" Diameter 1-1/2" Bore Stationary Disc with Set Screws
<b>NOT AVAILABLE</b>	1	9841 Variable Speed Belt 1-1/2" x 56"

## TOP SHOE ASSEMBLY

ITEM NO.	PAGE NO.	PART NUMBER	QTY.	DESCRIPTION
100	18	F03013304	1	Top Shoe Assembly <u>Complete</u> with Rockers See attached prints
115	18	F03502110	1	Top Rocker Assembly Complete See attached prints
116	18	F03502210	1	Bottom Rocker Assembly Complete See attached prints

**Note: Front of the Machine is Where the Screens are Inserted Into the Machine.  
Discharge Spouts are Determined by Standing at the Front and Facing the Machine.  
Right Hand Discharge Spouts Would Discharge Towards Your Right Hand.**

## BOTTOM SHOE ASSEMBLY

ITEM NO.	PAGE NO.	PART NUMBER	QTY.	DESCRIPTION
424	33	F03013208	1	Bottom Shoe Complete with Rockers ( <b>Right Hand Discharge</b> )
**			1	Bottom Shoe Complete with Rockers ( <b>Left Hand Discharge</b> ) <b>See attached prints</b>
437	33	F03501910	1	Top Rocker Assembly Complete <b>See attached prints</b>
146		F03502010	1	Bottom Rocker Assembly Complete, 76" ( <b>Parts Listed Below</b> ) <b>See attached prints</b>

**NOTE: On some early Super X298D's (1955-1965?) bottom Rocker was only 60" Long**

150		F03503500	1	Right Hand Bottom Rocker Arm Assembly (60")
**		F03503501	1	Left Hand Bottom Rocker Arm Assembly (60")
145	30	F03601501	1	Right Hand Bottom Wooden Rocker Arm Only (60")
**		F03601503	1	Left Hand Bottom Wooden Rocker Arm Only (60")
153	30	F03800413	2	60" Metal Screenway Liner
156	30	F03801100	2	60" Metal Rubber Holding Strip
159	30	F03900100	2	60" Rubber Seal 2-1/2" Wide
144	30	F03500800	2	Screen Hook Assembly
44	8	F01200203	4	Pinion Gear with 3/4" Bore
45	8	F01200300	4	4" Long Rack
49	8	F01801700	4	Escutcheon Plate
47	8	F01608303	2	Tilting Rod 3/4" X 60-1/2"
52	8	66276400	2	3/4" Hex Nut

**Note: Front of the Machine is Where the Screens are Inserted Into the Machine.  
Discharge Spouts are Determined by Standing at the Front and Facing the Machine.  
Right Hand Discharge Spouts Would Discharge Towards Your Right Hand.**

## MISCELLANEOUS PARTS

ITEM NO.	PAGE NO.	PART NUMBER	QTY.	DESCRIPTION
182	18	F08316600	2	Hinged Side Spout Diverter
183	23	F08502201	1	Inside Center Discharge Catchall Spout with 8" Lip
184	23	F08502301	1	Outside Center Discharge Catchall Spout with 12" Lip
181	23	F01800100	2	Right Side 3 Position Catchall Holder
**	23	F01800200	2	Left Side 3 Position Catchall Holder
			1	Belt Idler Assembly Complete 5-1/2" See attached picture

## PULLEYS & BELTS

ITEM NO.	PAGE NO.	PART NUMBER	QTY.	DESCRIPTION
174		F01303100	1	1B 3.0 Countershaft Pulley 1-1/2 Bore" (Drives Hopper)
167		F91162128	1	B-128 Belt (From Countershaft to Hopper)
		F01303510	1	3-4 Combination Pulley 1-1/2" Bore
167		F91162128	1	B-128 Drive (From Eccentric Shaft to Brush Drive)
169		F91912080	1	1B8.0 SDS Valve Shaft Sheave (Drives Back Auger)
**		F44010510	1	SDS Bushing for Valve Shaft Sheave
175		43110079	1	1B3.6 Back Auger Sheave
**		44010313	1	SH Bushing for above
168		F91162136	1	B-136 Belt (From Top Air Discharge to Bottom Auger Discharge)
170		F91912184	1	1B18.4 SK Valve Shaft Sheave ( Is Driven by Eccentric Shaft)
**		44010910	1	SK Bushing for Valve Shaft Sheave
165		F91162105	1	B-105 Belt (From Eccentric Shaft to Top Air Discharge Valve)

## PULLEYS & BELTS CONTINUED

ITEM	PAGE	PART
------	------	------

NO.	NO.	NUMBER	QTY.	DESCRIPTION
172		F91922154	1	2B15.4 SK Countershaft Sheave (Is Driven By Top Fan Shaft)
**		44010918	1	SK Bushing for above
173		F91922056	1	2B5.6 SDS Top Fan Shaft Pulley (Drives Countershaft)
**		44010525	1	Bushing SDS 1-15/16" for above
166		F91162120	2	B-120 Belt (From Countershaft to Top Fan)

**The Following Are the Ball Tray Kit Parts That were Installed on the Super X298D Cleaners in the Past**

Old Style Ball Trays with 1" Square Turkey Wire That Came Out With the Screens , Ball Trays Did Not Attach To Screens

F90005061	4	Ball Tray Weldment for 1 Piece Screens
F80026101	576	Black 1-3/8" Balls ( 144 Per Tray)
		or
F90005057	4	Ball Tray Weldment for 2 Piece Screens (For Bottom 26" Section)
F90005068	4	Ball Tray Weldment for 2 Piece Screens (For Top 34" Section)
F80026101	576	Black 1-3/8" Balls ( 72 Per Tray)
F11301707	2	Ball Tray Support Rail 24"
F11301708	8	Ball Tray Support Rail 31"
F11301709	2	Ball Tray Support Rail 41"
F11301710	4	Ball Tray Support Rail 23"
F90005090	1	Rocker Adjusting Girt Assembly
F90005100	1	Rocker Adjusting Girt Assembly Center
F90005300	2	Rocker Adjusting Girt Assembly Offset

**New Style Permanent** Ball Trays with That Stayed in the Machine When the Screens Were Removed. Started to be Used in 1994

F92053518		Complete New Style Ball Tray Kit (Includes Below)
F90008273	8	Permanent Ball Tray Weldment
F80026101	640	Black 1-3/8" Balls ( 80 Per Tray)
F11308889	4	Right Hand Ball Tray Rail w/ End Stop
F11308890	4	Left Hand Ball Tray Rail w/ End Stop
F90008258	4	Right Hand Ball Tray Rail w/ Screen Hook Holder Bracket
F90008259	4	Left Hand Ball Tray Rail w/ Screen Hook Holder Bracket
F03500800	8	Screens Hook Assembly







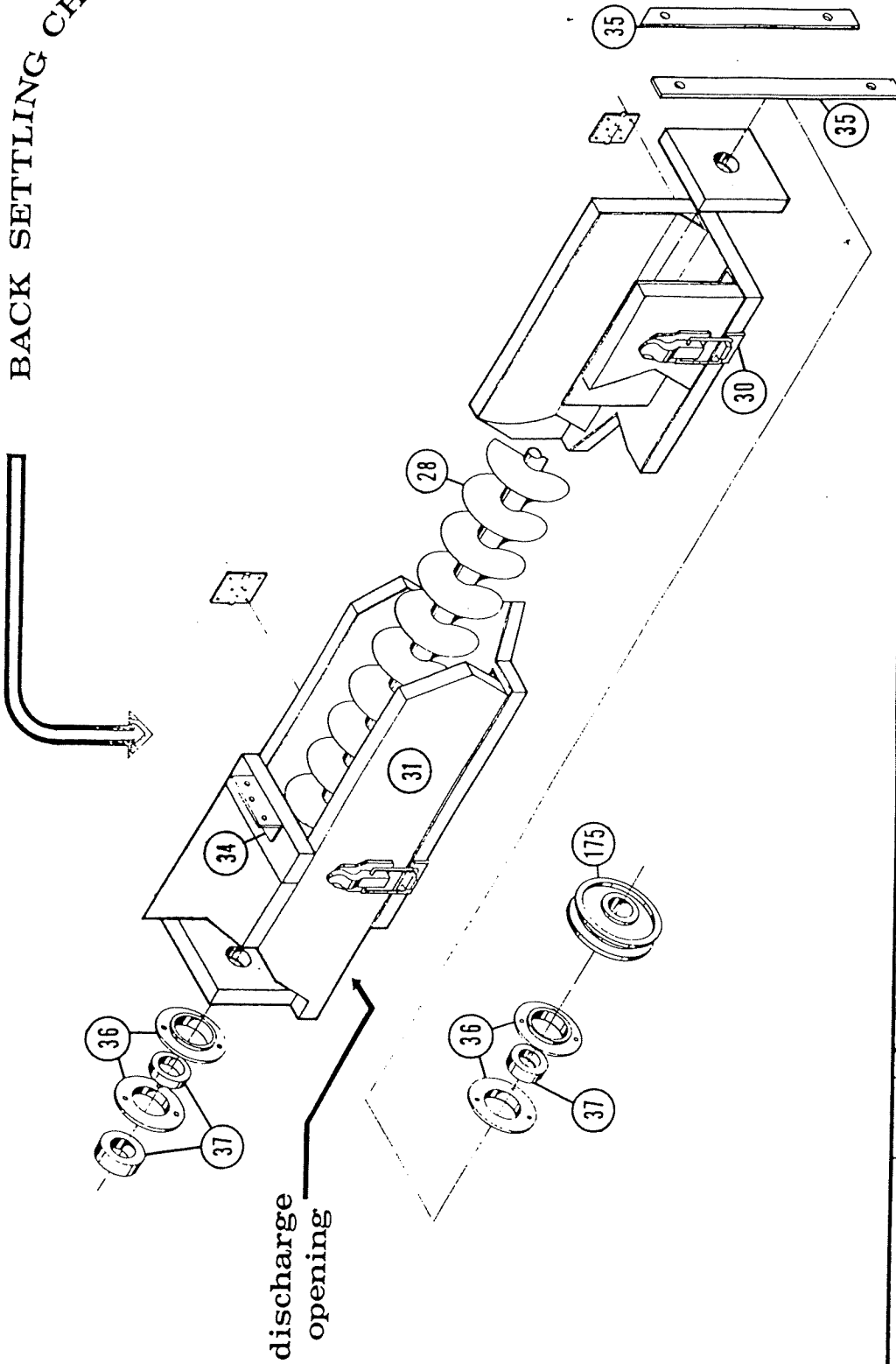






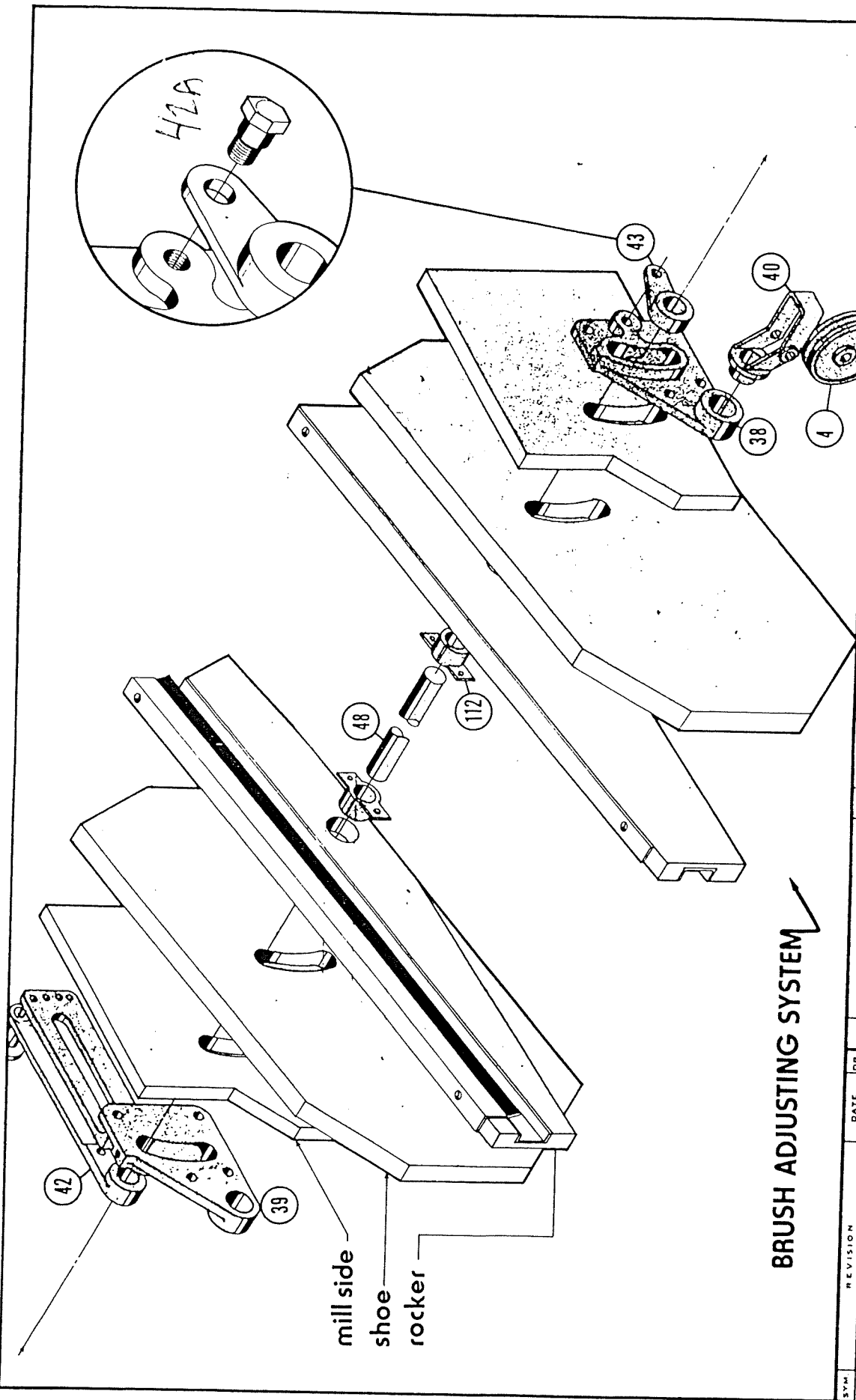
# BACK SETTLING CHAMBER

# AUGER ARRANGEMENT



DWG. NO.		DATE		SCALE		DWN. BY		JOB		DATE		12-29-77	
back settling chamber auger arrangement													
FERRELL - ROSS SAGINAW, MICH.													
MACH. NO.													

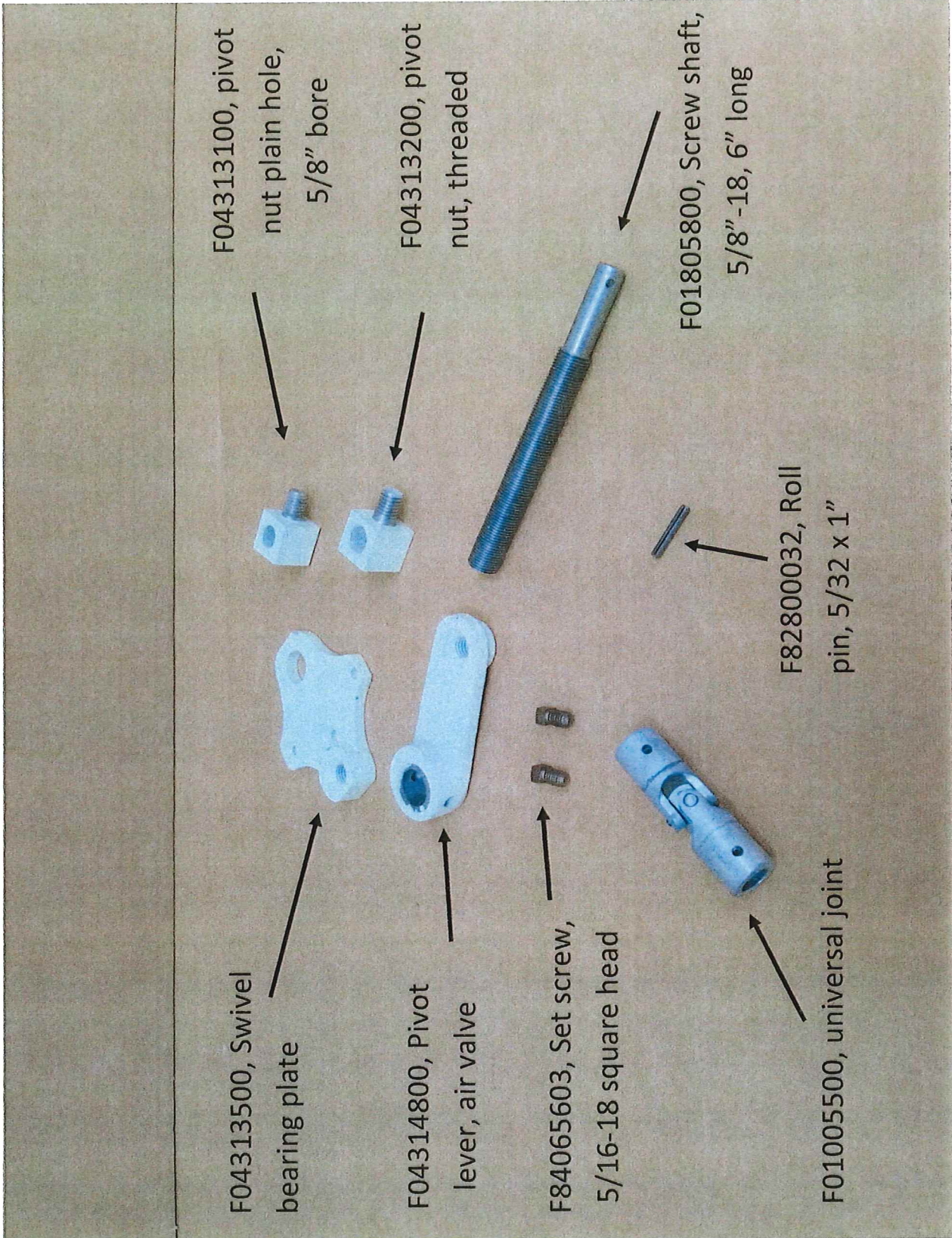
PLATE SUPPLY NO. 12-75-11217



# BRUSH ADJUSTING SYSTEM

SYN		REVISION	DATE	DR.	DWN. BY	SCALE	DATE
<b>brush adjusting system</b>							
FERRELL - ROSS				MACH. NO.		DWG. NO.	
SAGINAW, MICH.							





F04313100, pivot  
nut plain hole,  
5/8" bore

F04313200, pivot  
nut, threaded

F01805800, Screw shaft,  
5/8"-18, 6" long

F82800032, Roll  
pin, 5/32 x 1"

F04313500, Swivel  
bearing plate


F04314800, Pivot  
lever, air valve

F84065603, Set screw,  
5/16-18 square head

F01005500, universal joint


# F01013500, Gate valve adjusting assembly, ALL





# Belt tightener assembly





F01000200, Complete rope sheave assembly

F01101500, 3" rope sheave holder


F01104300, 1 hole mounting plate

F01401300, 3" rope sheave with bushing

F01802401, rope sheave axle with roll pin

### 3" Rope sheave assembly





F09501900, 25" x 46" brush carriage, with rollers

F10002120, 49-1/2" black coarse screen brush

F10002110, 49-1/2" white fine screen brush

F09800100, 2 piece cable clamp


F09501400, carriage roller with bushing, 1-3/16" shaft style

F09802401, roller axle with hardware

F97700063, heavy duty wirelon cable


# Brush carriage, with accessories, page 10





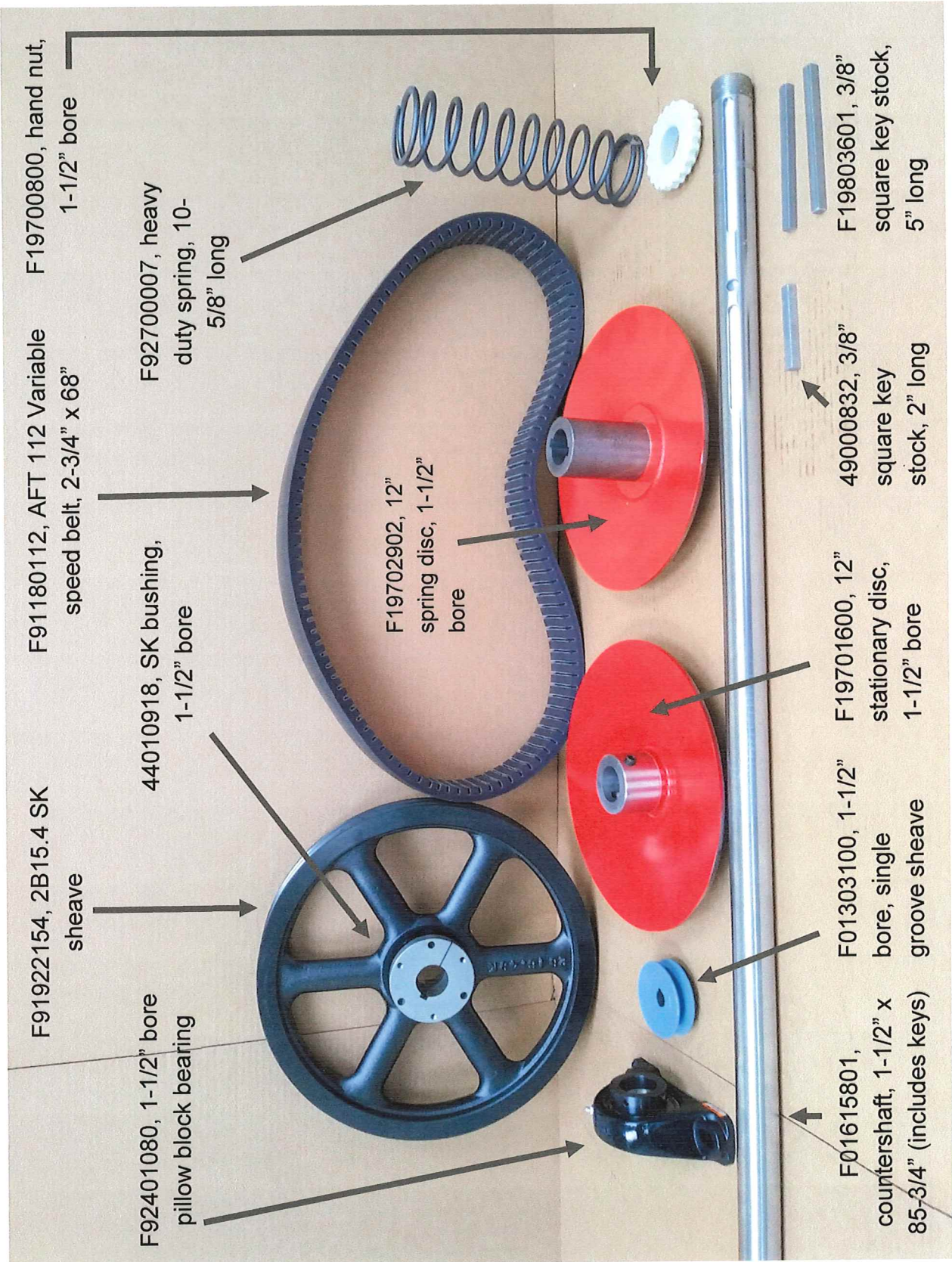
# Bottom fan shaft assembly, page 11





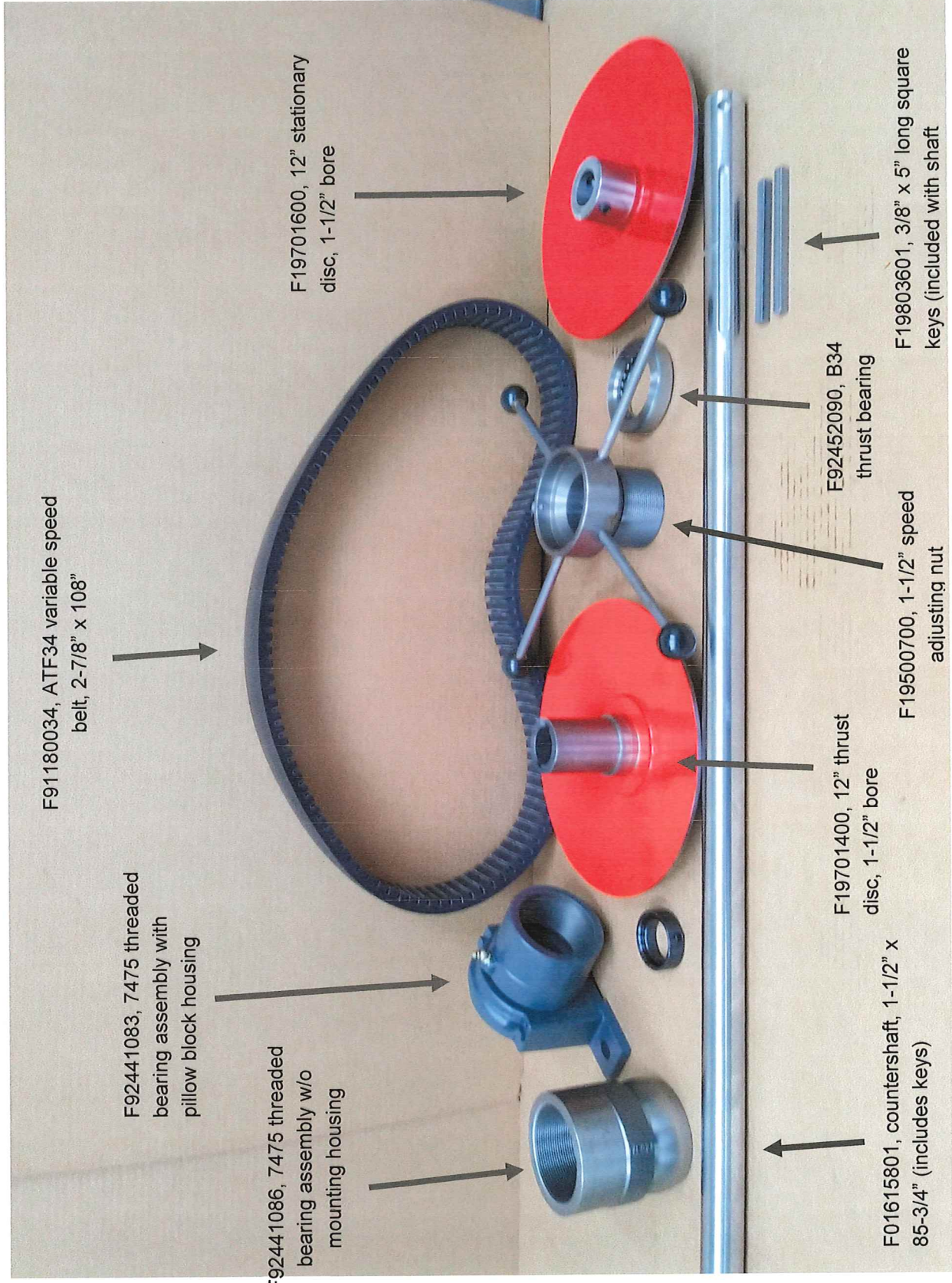
Bottom fan assembly, 1-1/2" shaft, page 12





# Countershaft assembly, page 13





F91180034, ATF34 variable speed belt, 2-7/8" x 108"

F92441083, 7475 threaded bearing assembly with pillow block housing

F92441086, 7475 threaded bearing assembly w/o mounting housing

F19701600, 12" stationary disc, 1-1/2" bore

F19701400, 12" thrust disc, 1-1/2" bore

F92452090, B34 thrust bearing


F01615801, countershaft, 1-1/2" x 85-3/4" (includes keys)

F19500700, 1-1/2" speed adjusting nut

F19803601, 3/8" x 5" long square keys (included with shaft)

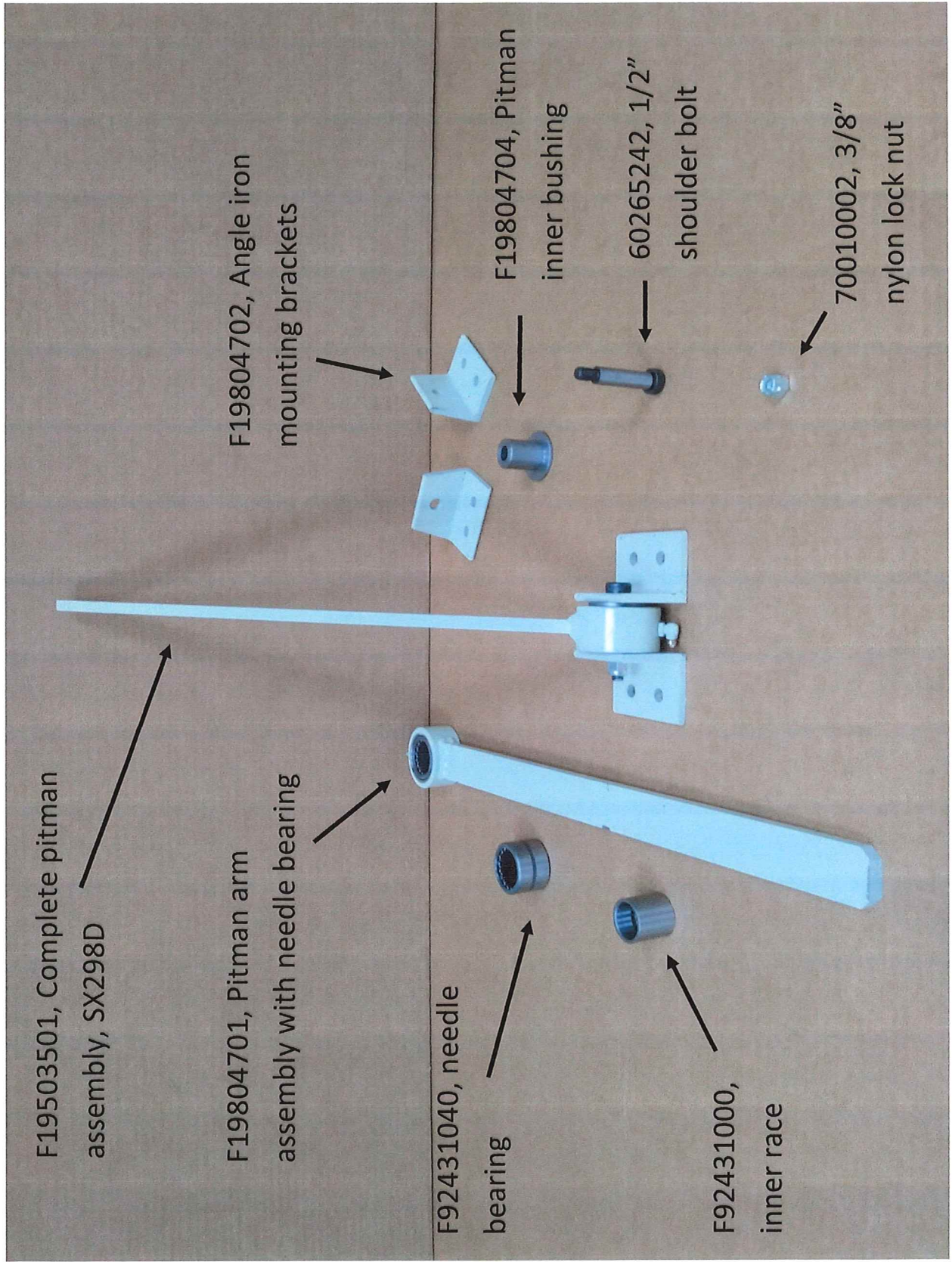
# Countershaft assembly page 14





Eccentric shaft, Super X Series, page 15





F19503501, Complete pitman assembly, SX298D

F19804701, Pitman arm assembly with needle bearing

F92431040, needle bearing

F92431000, inner race

F19804702, Angle iron mounting brackets

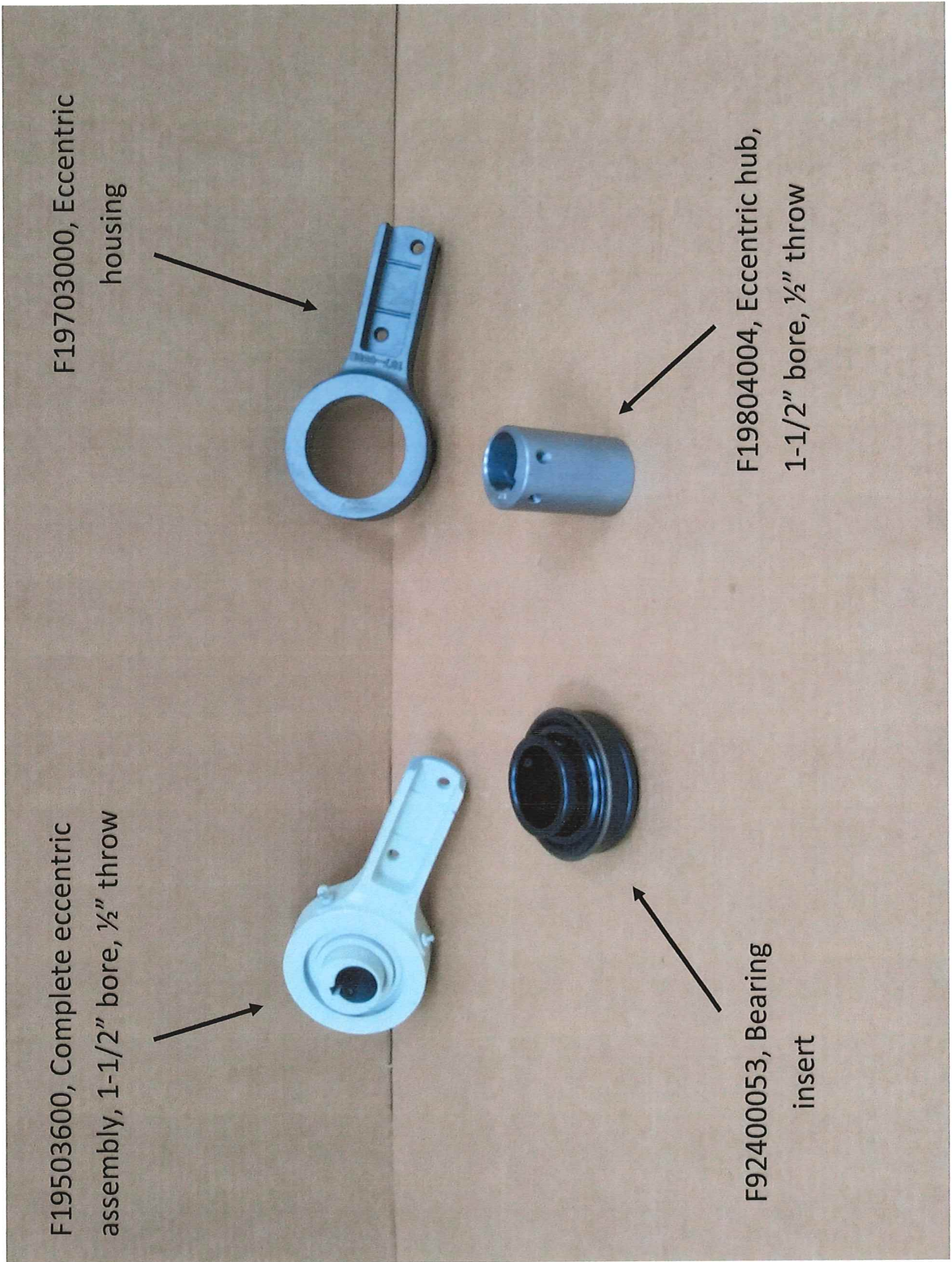
F19804704, Pitman inner bushing

60265242, 1/2" shoulder bolt

70010002, 3/8" nylon lock nut

# Pitman assembly





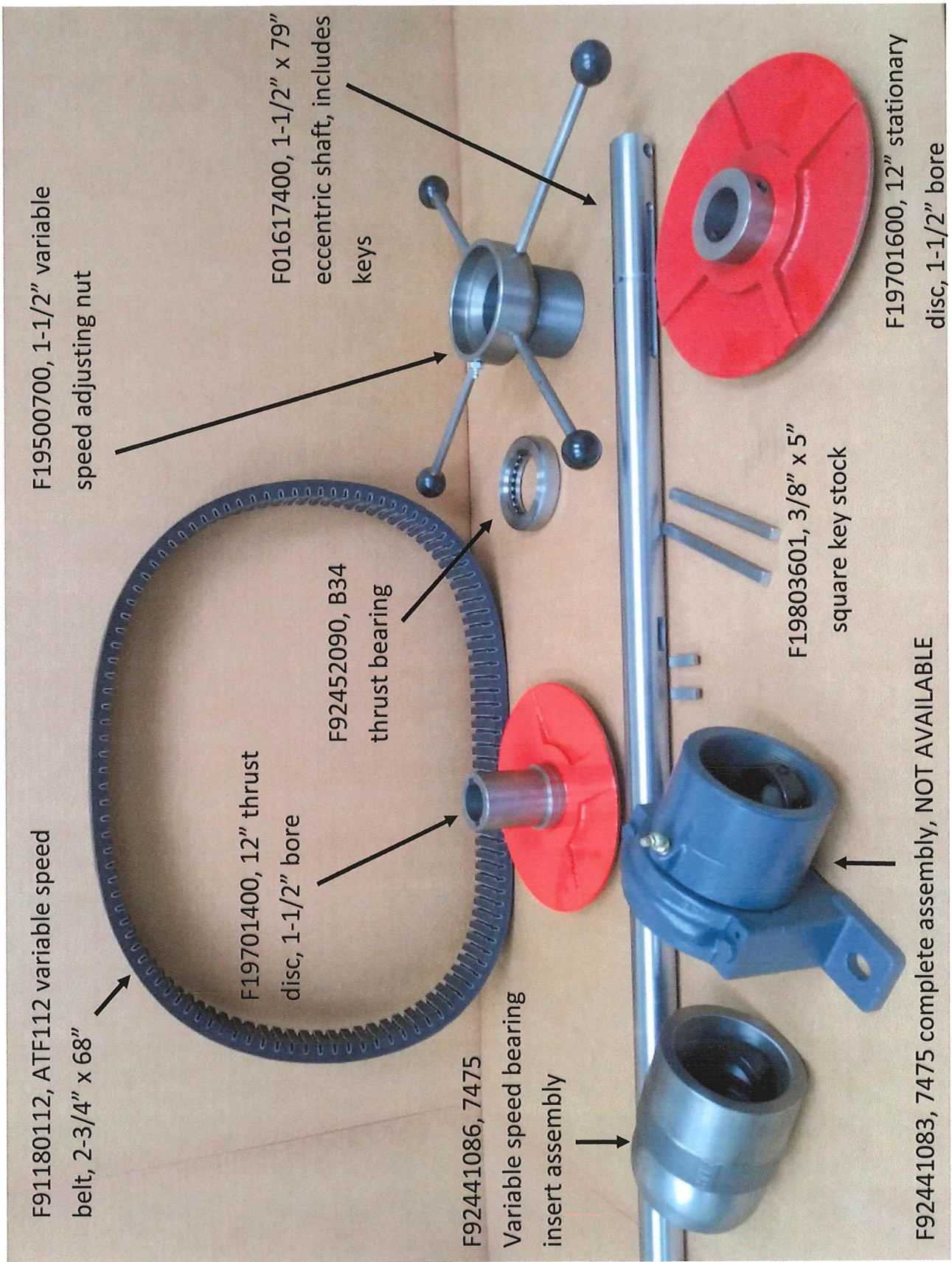
F19503600, Complete eccentric assembly, 1-1/2" bore, 1/2" throw

F19703000, Eccentric housing

F19804004, Eccentric hub, 1-1/2" bore, 1/2" throw

F92400053, Bearing insert





F91180112, ATF112 variable speed belt, 2-3/4" x 68"

F19500700, 1-1/2" variable speed adjusting nut

F19701400, 12" thrust disc, 1-1/2" bore

F01617400, 1-1/2" x 79" eccentric shaft, includes keys

F92452090, B34 thrust bearing

F92441086, 7475 Variable speed bearing insert assembly

F19803601, 3/8" x 5" square key stock

F19701600, 12" stationary disc, 1-1/2" bore

F92441083, 7475 complete assembly, NOT AVAILABLE

**Eccentric shaft assembly, 12" discs, Super X298D, page 16**





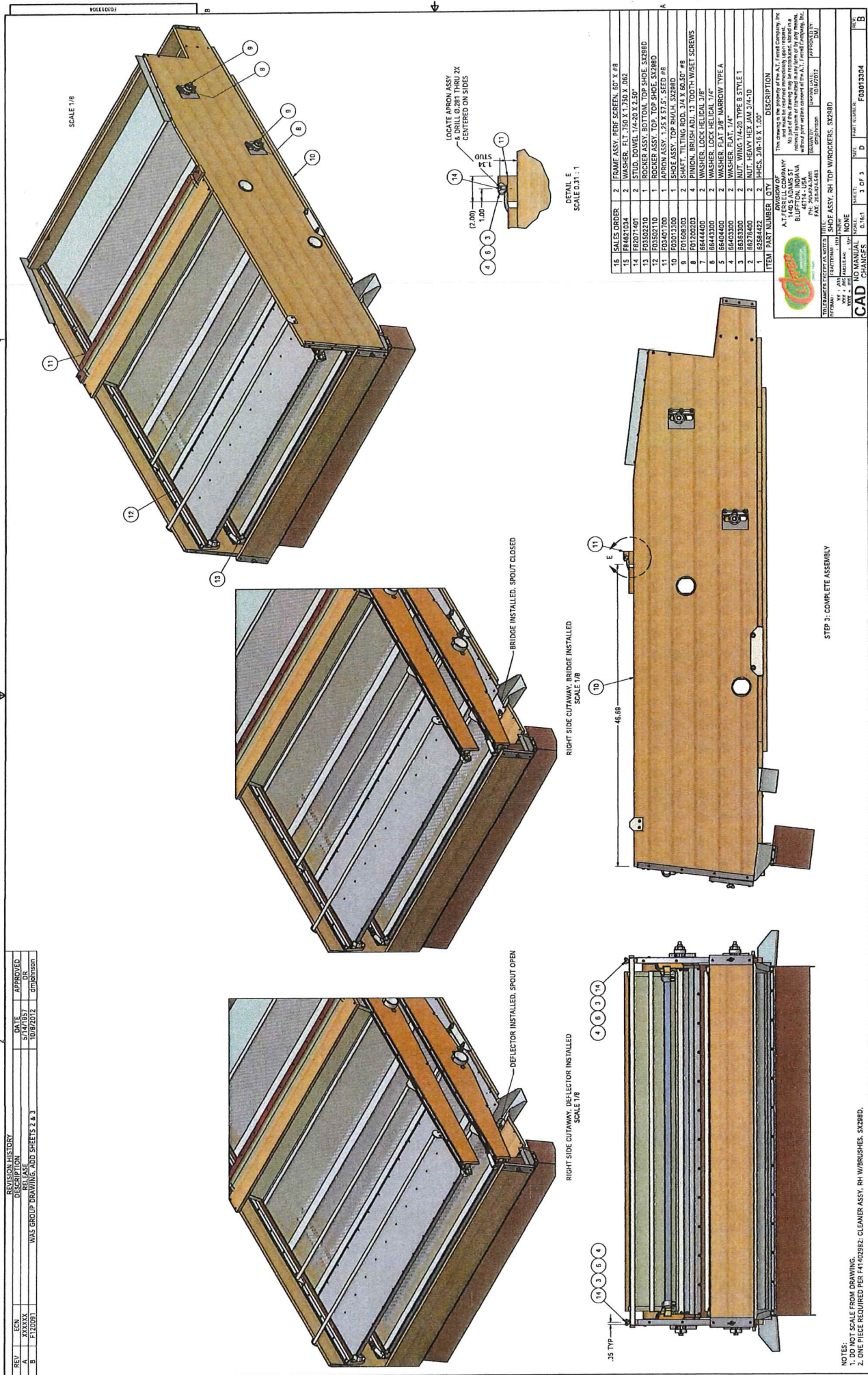






REVISED BY: [Name] DATE: [Date]  
 DRAWN BY: [Name] DATE: [Date]

REV	ECN	DESCRIPTION	DATE	APPROVED
1	110001	WAS GROUP DRAWING, ADD SHEETS 2 & 3	3/7/05	[Signature]



ITEM	PART NUMBER	QTY	DESCRIPTION
16	SALES ORDER	2	FRAME ASSY, PERI SCREEN, 60" X 78"
15	PER4821034	2	WASHER, FL, 7/8 X 1/8 X 1/8
14	PER4821035	2	WASHER, FL, 7/8 X 1/8 X 1/8
13	PER4821036	2	WASHER, FL, 7/8 X 1/8 X 1/8
12	PER4821037	2	WASHER, FL, 7/8 X 1/8 X 1/8
11	PER4821038	2	WASHER, FL, 7/8 X 1/8 X 1/8
10	PER4821039	2	WASHER, FL, 7/8 X 1/8 X 1/8
9	PER4821040	2	WASHER, FL, 7/8 X 1/8 X 1/8
8	PER4821041	2	WASHER, FL, 7/8 X 1/8 X 1/8
7	PER4821042	2	WASHER, FL, 7/8 X 1/8 X 1/8
6	PER4821043	2	WASHER, FL, 7/8 X 1/8 X 1/8
5	PER4821044	2	WASHER, FL, 7/8 X 1/8 X 1/8
4	PER4821045	2	WASHER, FL, 7/8 X 1/8 X 1/8
3	PER4821046	2	WASHER, FL, 7/8 X 1/8 X 1/8
2	PER4821047	2	WASHER, FL, 7/8 X 1/8 X 1/8
1	PER4821048	2	WASHER, FL, 7/8 X 1/8 X 1/8

**AT FERRELL COMPANY**  
 4714 - USA  
 4714 - USA  
 4714 - USA  
 4714 - USA

NO. 100001  
 0.181  
 3 OF 3  
 F0013304

REV	ECN	DESCRIPTION	DATE	APPROVED
1	110001	WAS GROUP DRAWING, ADD SHEETS 2 & 3	3/7/05	[Signature]

STEP 3: COMPLETE ASSEMBLY

NO. 100001  
 0.181  
 3 OF 3  
 F0013304

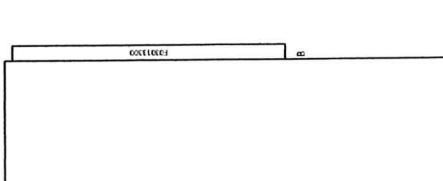
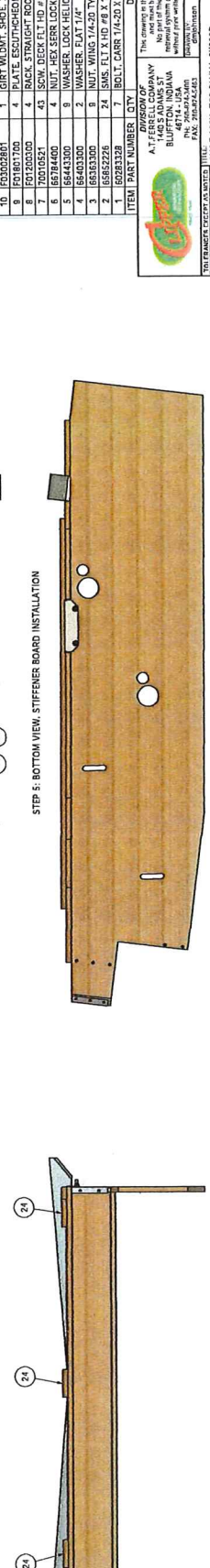
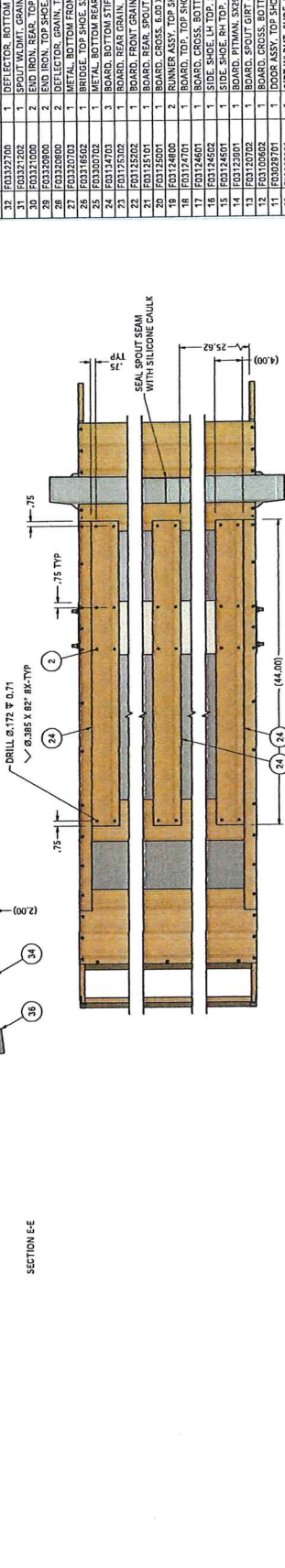
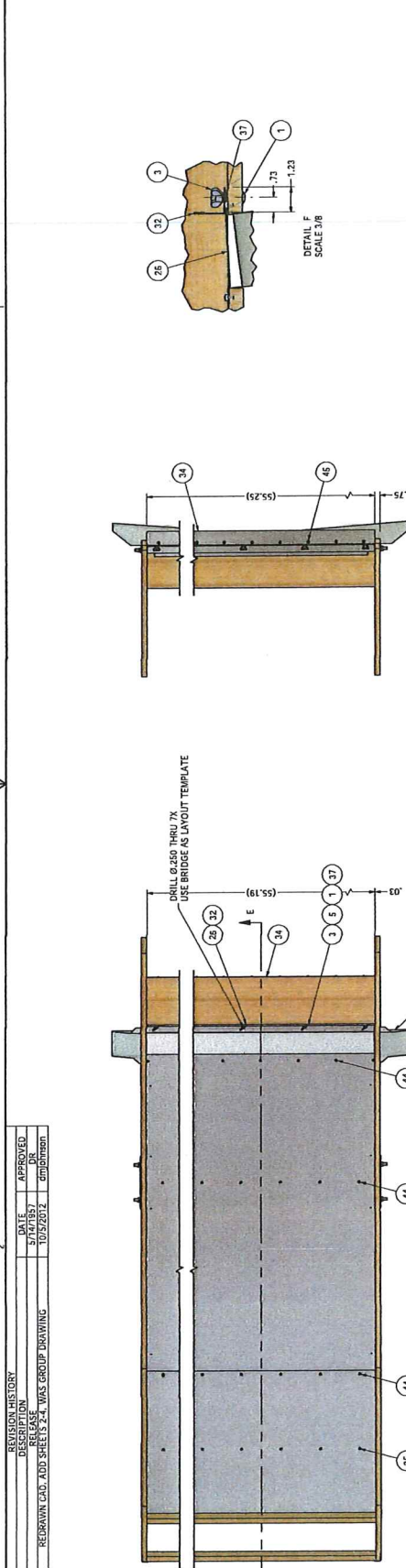
NO. 100001  
 0.181  
 3 OF 3  
 F0013304











ITEM	PART NUMBER	QTY	DESCRIPTION
46	FE421212	8	SMS. FLT X HD #8 X 3/4"
45	FE454402	14	SMS. PAN X HD #8 X 1/4"
44	FE454201	10	SMS. PAN X HD #8 X 1/2"
43	FE454104	8	SMS. PAN X HD #8 X 1/2"
42	FE440104	22	SMS. FLAT CROSS HEAD #10 X 2.50"
41	FE2400012	6	NAIL 14 GA X 1 1/2" THRD. 7/32" HD T00455
40	FE2400002	4	NAIL 14 GA X 3/4" THRD. 7/32" HD T00455
39	FE2071401	2	STUD. DOMEL 1/4-20 X 2.50"
38	FE0076013	4	BOUL. ELEVATOR 3/8-16 X 1.75"
37	F70050004	7	NUT. PUSH 1/4" W/FLR SAND 788D
36	FE0076001	1	SPROUT RH DIVIDER SAND 788D
35	FE0076001	1	SPROUT RH DIVIDER SAND 788D
34	F03325002	1	DEFLECTOR, GRAIN SPOUT, TOP SHOE, SX288D
33	F03321113	1	COVER, PITMAN BOARD 56.67" 288D
32	F03327200	1	DEFLECTOR, BOTTOM METAL, TOP SHOE, SX288D
31	F03321202	1	SPOUT W/DMT, GRAIN, TOP SHOE, X288D
30	F03317000	2	FEND IRON, REAR, TOP SHOE, X288D/288D
29	F03328000	2	DEFLECTOR, GRAIN, TOP SHOE, SUPER X288D
28	F03320000	2	DEFLECTOR, GRAIN, TOP SHOE, SUPER X288D
27	F03320703	1	METAL, BOTTOM FRONT, TOP SHOE, X288D
26	F03316502	1	BRIDGE, TOP SHOE, SX288D
25	F03307002	1	METAL, BOTTOM REAR, TOP SHOE, X288D
24	F03147403	3	BOARD, BOTTOM STIFFENER, TOP SHOE, SX #9
23	F03125702	1	BOARD, REAR GRAIN, TOP SHOE, SX288D
22	F03125202	1	BOARD, REAR GRAIN, TOP SHOE, SX288D
21	F03125001	1	BOARD, CROSS, 8.60 X 56.75", 288D
20	F03124601	1	BOARD, CROSS, 8.60 X 56.75", 288D
19	F03124600	2	RUNNER ASSY, TOP SHOE, SX288D/SX288D
18	F03124701	1	BOARD, TOP, TOP SHOE, SX288D
17	F03124601	1	BOARD, CROSS, BOTTOM SPOUT E', SX288D
16	F03124502	1	SIDE SHOE, LH TOP, SUPER X288D
15	F03124501	1	SIDE SHOE, RH TOP, SUPER X288D
14	F03123800	1	BOARD, FRONT, TOP SHOE, SUPER X288D
13	F03123800	1	BOARD, FRONT, TOP SHOE, SUPER X288D
12	F03106002	1	BOARD, GROSS, 4.00" SHOE #8
11	F03093701	1	DOOR ASSY, TOP SHOE, SX288D
10	F03002801	1	GIRT W/DMT, SHOE, X288D
9	F01801700	4	PLATE, SCOUTHCHEN, TILT ROD ROCKER
8	F01800000	4	RACK, STRAIGHT, ROCKER ADJUSTING
7	F00705511	43	SCW, DECK FLT #8 X 2.00"
6	FE440100	2	WASHER, LOCK, HELICAL 1/4"
5	FE440100	2	WASHER, FLAT 1/4"
3	FE6333300	8	NUT, WING 1/4-20 TYPE B STYLE 1
2	FE6422226	24	SMS. FLT X HD #8 X 1.25"
1	FE6283328	7	BOLT, CARR 1/4-20 X 1.50"

NOTES:  
 1. DID NOT SCALE FROM DRAWING.  
 2. ONE PIECE REQUIRED PER F0013304/01: SHOE ASSY, TOP W/ROCKERS RH/LH, SX288D.

ATT: FERRELL COMPANY  
 1405 ADAMS ST  
 BLVD  
 48114 - USA  
 TEL: 248-348-1000  
 FAX: 248-348-1000  
 WWW.FERRELL.COM

ITEM PART NUMBER QTY DESCRIPTION

1 60283328 7 BOLT, CARR 1/4-20 X 1.50"

2 6542226 24 SMS. FLT X HD #8 X 1.25"

3 6533300 8 NUT, WING 1/4-20 TYPE B STYLE 1

4 644100 2 WASHER, FLAT 1/4"

5 644100 2 WASHER, LOCK, HELICAL 1/4"

6 440100 2 SCW, DECK FLT #8 X 2.00"

7 705511 43 SCW, DECK FLT #8 X 2.00"

8 1800000 4 RACK, STRAIGHT, ROCKER ADJUSTING

9 1801700 4 PLATE, SCOUTHCHEN, TILT ROD ROCKER

10 3093701 1 DOOR ASSY, TOP SHOE, SX288D

11 3106002 1 BOARD, GROSS, 4.00" SHOE #8

12 3123800 1 BOARD, FRONT, TOP SHOE, SUPER X288D

13 3123800 1 BOARD, FRONT, TOP SHOE, SUPER X288D

14 3124501 1 SIDE SHOE, RH TOP, SUPER X288D

15 3124502 1 SIDE SHOE, LH TOP, SUPER X288D

16 3124601 1 BOARD, CROSS, BOTTOM SPOUT E', SX288D

17 3124601 1 BOARD, TOP, TOP SHOE, SX288D

18 3124600 2 RUNNER ASSY, TOP SHOE, SX288D/SX288D

19 3125001 1 BOARD, CROSS, 8.60 X 56.75", 288D

20 3125002 1 BOARD, REAR GRAIN, TOP SHOE, SX288D

21 3125702 1 BOARD, REAR GRAIN, TOP SHOE, SX288D

22 3125202 1 BOARD, REAR GRAIN, TOP SHOE, SX288D

23 3147403 3 BOARD, BOTTOM STIFFENER, TOP SHOE, SX #9

24 3147403 3 BOARD, BOTTOM REAR, TOP SHOE, X288D

25 3307002 1 METAL, BOTTOM REAR, TOP SHOE, X288D

26 3316502 1 BRIDGE, TOP SHOE, SX288D

27 3320703 1 METAL, BOTTOM FRONT, TOP SHOE, X288D

28 3320000 2 DEFLECTOR, GRAIN, TOP SHOE, SUPER X288D

29 3328000 2 DEFLECTOR, GRAIN, TOP SHOE, SUPER X288D

30 3317000 2 FEND IRON, REAR, TOP SHOE, X288D/288D

31 3321202 1 SPOUT W/DMT, GRAIN, TOP SHOE, X288D

32 3327200 1 DEFLECTOR, BOTTOM METAL, TOP SHOE, SX288D

33 3321113 1 COVER, PITMAN BOARD 56.67" 288D

34 3325002 1 DEFLECTOR, GRAIN SPOUT, TOP SHOE, SX288D

35 3325001 1 SPOUT RH DIVIDER SAND 788D

36 3325001 1 SPOUT RH DIVIDER SAND 788D

37 7005004 7 NUT. PUSH 1/4" W/FLR SAND 788D

38 3325013 4 BOUL. ELEVATOR 3/8-16 X 1.75"

39 3325002 2 STUD. DOMEL 1/4-20 X 2.50"

40 33240002 4 NAIL 14 GA X 3/4" THRD. 7/32" HD T00455

41 33240012 6 NAIL 14 GA X 1 1/2" THRD. 7/32" HD T00455

42 33240104 8 SMS. PAN X HD #8 X 1/2"

43 33240104 22 SMS. PAN X HD #8 X 1/2"

44 3321202 1 SPOUT W/DMT, GRAIN, TOP SHOE, X288D

45 3321212 14 SMS. PAN X HD #8 X 1/4"

46 3321212 8 SMS. FLAT CROSS HEAD #10 X 2.50"

CAD NO MANUAL CHANGES

1 of 4

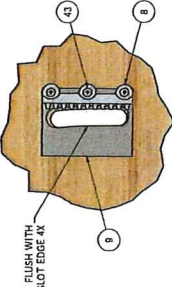
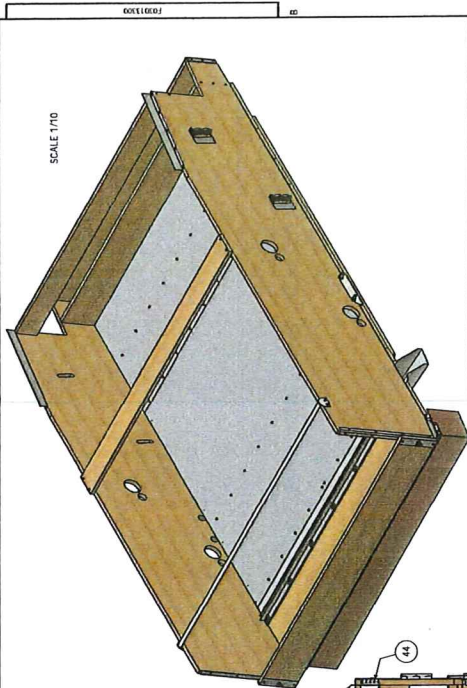
F0013300



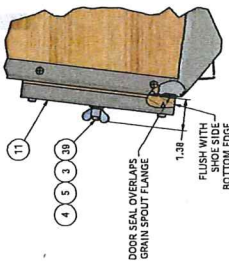
REVISION HISTORY

REV.	SCN.	DESCRIPTION	DATE	APPROVED
A	1	REWORK	5/7/2017	
B	2	REWORK	10/26/2017	

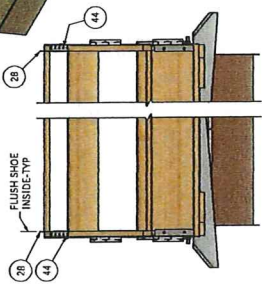
REVISION HISTORY (continued)



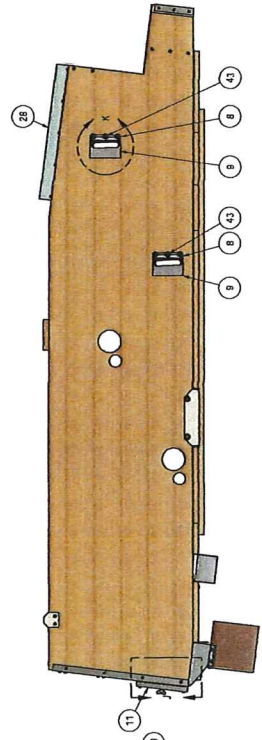
DETAIL K  
SCALE 3/8"



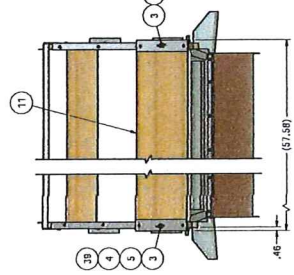
DETAIL J  
SCALE 3/8"



FLUSH SHOE  
INSIDE-TYP

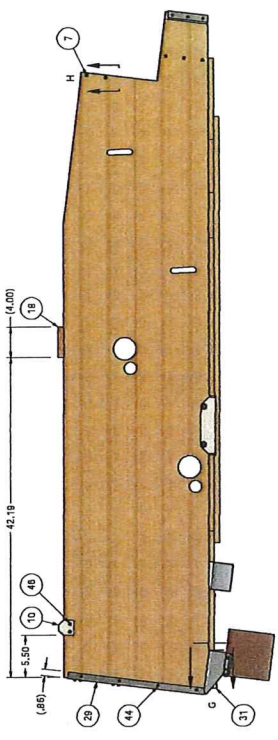
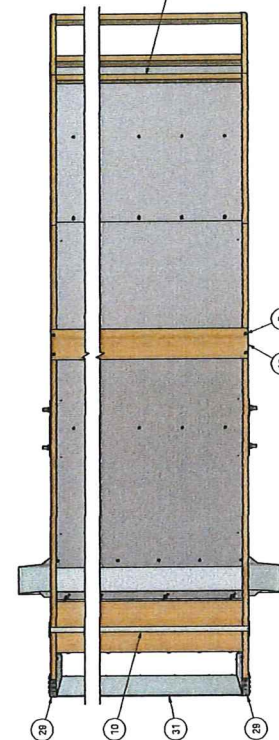


FLUSH WITH  
SHOE SIDE  
BOTTOM EDGE

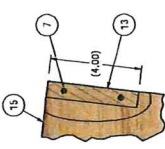


FLUSH WITH  
SHOE SIDE  
FRONT EDGE

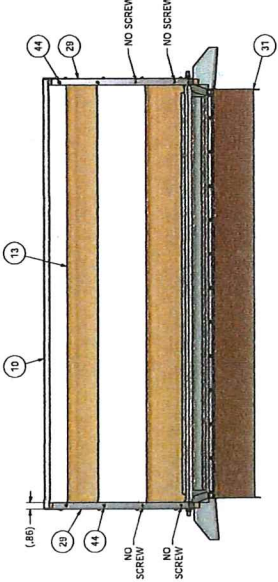
STEP 8: COMPLETE



STEP 7: RIGHT SIDE VIEW, TOP CROSS BOARDS, GIRT & GRAIN SPOUT INSTALLATION



DETAIL H  
SCALE 3/8"



DETAIL G  
SCALE 3/8"

NOTES:  
1. DO NOT SCALE FROM DRAWING.  
2. ONE PIECE REQUIRED PER F030130M07: SHOE ASSY, TOP W/ROCKERS RH/LH, SX288D.

ITEM	PART NUMBER	QTY	DESCRIPTION
46	F0421272	8	SMS, FLT X-HD #8 X 3/4"
45	F0425402	14	SMS, PAN X-HD #8 X 3/4"
44	F0425201	80	SMS, PAN X-HD #8 X 1/4"
43	F0425202	80	SMS, PAN X-HD #8 X 1/4"
42	F0420104	2	SMS, FLAT CROSS HEAD #10 X 2.50"
41	F0420002	6	NAIL, 14 GA X 1 1/2", THRD, 7/32", HD T10M455
40	F0420002	4	NAIL, 14 GA X 3/4", THRD, 7/32", HD T10M455
39	F0201401	2	TUO, DOWEL, 1/4"-20 X 2.50"
38	F02016013	4	BOLT, ELEVATOR 3/8-16 X 1.75"
37	F70025024	7	NUT, PUSH 1/4"
36	F02016012	1	SPACER, 1/4" X 1/4" X 1.75"
35	F0312400	1	SPACER, 1/4" X 1/4" X 1.75"
34	F0312502	1	DELECTOR, GRAIN SPOUT, TOP SHOE, SX288D
33	F0312113	1	COVER, FITMAN BOARD 56.07", 288D
32	F0312170	1	DELECTOR, BOTTOM METAL, TOP SHOE, SX288D
31	F0312102	1	SPOUT W/DMT, GRAIN, TOP SHOE, X288D
30	F0312100	2	FEND IRON, REAR, TOP SHOE, X288D
29	F0312080	2	DELECTOR, GRAIN, TOP SHOE, X288D
28	F03120703	1	METAL, BOTTOM FRONT, TOP SHOE, X288D
27	F03120702	1	BRIDGE, TOP SHOE, SX288D
26	F03120702	1	METAL, BOTTOM REAR, TOP SHOE, X288D
25	F03124703	3	BOARD, BOTTOM STIFFENER, TOP SHOE, SX #9
24	F03124702	1	BOARD, REAR GRAIN, TOP SHOE, SX288D
23	F0312502	1	BOARD, FRONT GRAIN, TOP SHOE, SX288D
22	F0312501	1	BOARD, CROSS, 6.00 X 56.35", 288D
21	F0312501	1	BOARD, CROSS, 6.00 X 56.35", 288D
20	F03124800	2	RUNNER ASSY, TOP SHOE, SX288D/SX288D
19	F03124701	1	BOARD, TOP, TOP SHOE, SX288D
18	F03124601	1	BOARD, CROSS, BOTTOM SPOUT P, SX288D
17	F03124602	1	BOARD, CROSS, BOTTOM SPOUT R, SX288D
16	F03124602	1	SIDE SHOE, LH TOP, SUPER X288D
15	F03124601	1	SIDE SHOE, RH TOP, SUPER X288D
14	F0312300	1	BOARD, SPOUT GIRT 4.00", SHOE #8
13	F0312300	1	BOARD, SPOUT GIRT 4.00", SHOE #8
12	F0312602	1	BOARD, CROSS, BOTTOM SPOUT A, SX288D
11	F03028701	1	DOOR ASSY, TOP SHOE, SX288D
10	F03028701	1	GIRT W/DMT, SHOE, X288D
9	F0180100	4	PLATE, ESCU/PHEN, TILT ROD ROCKER
8	F0180000	4	RACK, STRAIGHT ROCKER ADJUSTING
7	F0100551	43	SCW, DECK FLT #8 X 2.00"
6	F0100551	43	SCW, DECK FLT #8 X 2.00"
5	86413100	9	WASHER, LOCK, METAL, 1/4"
4	86403300	2	WASHER, FLAT 1/4"
3	86503300	9	NUT, WING 1/4"-20 TYPE B STYLE 1
2	86502226	24	SMS, FLT X-HD #8 X 1.25"
1	86283328	7	BOLT, CARR 1/4"-20 X 1.50"

**A.T. FENNEL COMPANY**  
 1405 ADAMS SVA  
 Blue Bell, PA 19008  
 4814 E. USA  
 P.O. BOX 202454  
 PHILADELPHIA, PA 19120-2454

NO MANUAL CHANGES

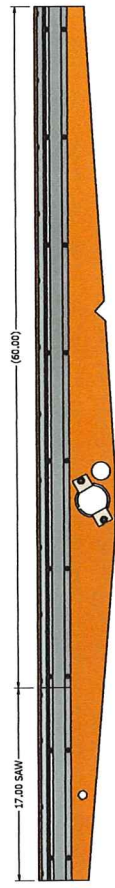
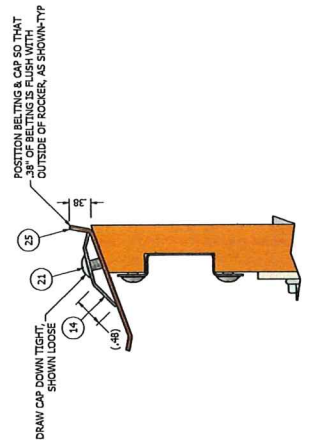
DATE: 10/26/2017  
 TIME: 10:27:12  
 USER: J...  
 PROJECT: F03013300



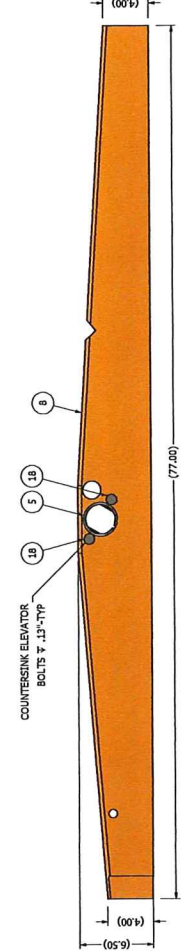
REV	DESCRIPTION	DATE	APPROVED
1	ISSUE FOR CONSTRUCTION	05/11/12	DK
2	WAS C SIZE GROUP DRAWING, P03803301, 2000 & P0000100 WAS P10312601, P03803400 & P00003300	10/12/12	amphison
3	ROTATE ROCKER CUPS 30 DEG	04/20/13	amphison
C	P130052		

REVISION HISTORY

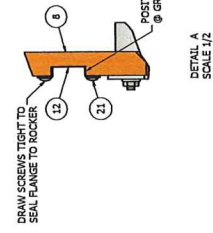
DATE: 05/11/12  
 APPROVED: DK  
 10/12/12  
 amphison  
 04/20/13  
 amphison



STEP 2: RIGHT ROCKER SIDE ASSEMBLY, LEFT SIDE VIEW  
 TYPICAL ASSEMBLY FOR LEFT ROCKER SIDE



STEP 1: RIGHT ROCKER SIDE ASSEMBLY, LEFT SIDE VIEW  
 TYPICAL ASSEMBLY FOR LEFT ROCKER SIDE



ITEM	PART NUMBER	QTY	DESCRIPTION
25	F0112006	13	167 R BELTINGS, 3 PLY, EXPOS, 2.50 X 79.00"
24	F0005100	1	GRIT WDMT, ROCKER ADJUSTMENT, CENTERED, #8
23	F0421212	4	SNWS, F.T.X.HD #8 X 3/4"
22	FE45463	6	SNWS, F.T.X.HD #8 X 3/4"
21	FE45463	6	SNWS, F.T.X.HD #8 X 3/4"
20	FE45463	6	SNWS, F.T.X.HD #8 X 3/4"
19	FE444031	2	SNWS, FLAT CROSS HEAD #10 X 1.50"
18	F0201407	4	BOLT, ELEV 1/4-20 X 1.25"
17	F0380600	2	ANGLE SCREEN STOP, ROCKER
16	F03803501	1	BOTTOM METAL ASSY, TOP ROCKER, TOP SHOE, SX29D
15	F03803501	1	BLANK ASSY, TOP ROCKER, 8TH SHOE, SX29D
14	F03801100	2	TOP RIB, TOP ROCKER, 8TH SHOE, SX29D
13	F03804401	2	CAP RUBBER HOLDING ROCKER, 77.00"
12	F03804401	2	LINER WDMT, SCREENWAY, ROCKER, 77.00"
11	F03800002	1	BRACE, BOTTOM, ROCKER, #8
10	F03601610	1	BOARD, REAR CROSS, TOP ROCKER, TOP SHOE, SX29D
9	F03601402	1	SIDE, LH, TOP ROCKER, TOP SHOE, SX29D/SX29D
8	F03601400	1	SIDE, RH, TOP ROCKER, TOP SHOE, SX29D/SX29D
7	F03508800	1	GRIT WDMT, PIPE, ROCKER, #8
6	F03508800	1	GRIT WDMT, PIPE, ROCKER, #8
5	F03302600	2	CUP WDMT, ROCKER, HEAVY DUTY BRUSH
4	66783000	4	NUT, HEX SEER, LOCK, 1/4-20
3	66782600	4	NUT, HEX SEER, LOCK, 1/4-20
2	65852206	6	BOLT, CARB, 1/2-24 X 1.25"
1	60282626	6	BOLT, CARB, 1/2-24 X 1.25"

REVISIONS	DATE	BY	DESCRIPTION
1	05/11/12	DK	ISSUE FOR CONSTRUCTION
2	10/12/12	amphison	WAS C SIZE GROUP DRAWING, P03803301, 2000 & P0000100 WAS P10312601, P03803400 & P00003300
3	04/20/13	amphison	ROTATE ROCKER CUPS 30 DEG

ROCKER ASSY, TOP, TOP SHOE, SX29D

CAD	NO.	DATE	BY	DESCRIPTION
1	001	05/11/12	DK	ISSUE FOR CONSTRUCTION
2	002	10/12/12	amphison	WAS C SIZE GROUP DRAWING, P03803301, 2000 & P0000100 WAS P10312601, P03803400 & P00003300
3	003	04/20/13	amphison	ROTATE ROCKER CUPS 30 DEG

ITEM	PART NUMBER	QTY	DESCRIPTION
1	60282626	6	BOLT, CARB, 1/2-24 X 1.25"
2	65852206	6	BOLT, CARB, 1/2-24 X 1.25"
3	66782600	4	NUT, HEX SEER, LOCK, 1/4-20
4	66783000	4	NUT, HEX SEER, LOCK, 1/4-20
5	F03302600	2	CUP WDMT, ROCKER, HEAVY DUTY BRUSH
6	F03508800	1	GRIT WDMT, PIPE, ROCKER, #8
7	F03508800	1	GRIT WDMT, PIPE, ROCKER, #8
8	F03601400	1	SIDE, RH, TOP ROCKER, TOP SHOE, SX29D/SX29D
9	F03601402	1	SIDE, LH, TOP ROCKER, TOP SHOE, SX29D/SX29D
10	F03601610	1	BOARD, REAR CROSS, TOP ROCKER, TOP SHOE, SX29D
11	F03800002	1	BRACE, BOTTOM, ROCKER, #8
12	F03804401	2	LINER WDMT, SCREENWAY, ROCKER, 77.00"
13	F03804401	2	CAP RUBBER HOLDING ROCKER, 77.00"
14	F03801100	2	TOP RIB, TOP ROCKER, 8TH SHOE, SX29D
15	F03803501	1	BLANK ASSY, TOP ROCKER, 8TH SHOE, SX29D
16	F03803501	1	BOTTOM METAL ASSY, TOP ROCKER, TOP SHOE, SX29D
17	F0380600	2	ANGLE SCREEN STOP, ROCKER
18	F0201407	4	BOLT, ELEV 1/4-20 X 1.25"
19	FE444031	2	SNWS, FLAT CROSS HEAD #10 X 1.50"
20	FE45463	6	SNWS, F.T.X.HD #8 X 3/4"
21	FE45463	6	SNWS, F.T.X.HD #8 X 3/4"
22	FE45463	6	SNWS, F.T.X.HD #8 X 3/4"
23	F0421212	4	SNWS, F.T.X.HD #8 X 3/4"
24	F0005100	1	GRIT WDMT, ROCKER ADJUSTMENT, CENTERED, #8
25	F0112006	13	167 R BELTINGS, 3 PLY, EXPOS, 2.50 X 79.00"

REVISIONS	DATE	BY	DESCRIPTION
1	05/11/12	DK	ISSUE FOR CONSTRUCTION
2	10/12/12	amphison	WAS C SIZE GROUP DRAWING, P03803301, 2000 & P0000100 WAS P10312601, P03803400 & P00003300
3	04/20/13	amphison	ROTATE ROCKER CUPS 30 DEG

CAD	NO.	DATE	BY	DESCRIPTION
1	001	05/11/12	DK	ISSUE FOR CONSTRUCTION
2	002	10/12/12	amphison	WAS C SIZE GROUP DRAWING, P03803301, 2000 & P0000100 WAS P10312601, P03803400 & P00003300
3	003	04/20/13	amphison	ROTATE ROCKER CUPS 30 DEG

ITEM	PART NUMBER	QTY	DESCRIPTION
1	60282626	6	BOLT, CARB, 1/2-24 X 1.25"
2	65852206	6	BOLT, CARB, 1/2-24 X 1.25"
3	66782600	4	NUT, HEX SEER, LOCK, 1/4-20
4	66783000	4	NUT, HEX SEER, LOCK, 1/4-20
5	F03302600	2	CUP WDMT, ROCKER, HEAVY DUTY BRUSH
6	F03508800	1	GRIT WDMT, PIPE, ROCKER, #8
7	F03508800	1	GRIT WDMT, PIPE, ROCKER, #8
8	F03601400	1	SIDE, RH, TOP ROCKER, TOP SHOE, SX29D/SX29D
9	F03601402	1	SIDE, LH, TOP ROCKER, TOP SHOE, SX29D/SX29D
10	F03601610	1	BOARD, REAR CROSS, TOP ROCKER, TOP SHOE, SX29D
11	F03800002	1	BRACE, BOTTOM, ROCKER, #8
12	F03804401	2	LINER WDMT, SCREENWAY, ROCKER, 77.00"
13	F03804401	2	CAP RUBBER HOLDING ROCKER, 77.00"
14	F03801100	2	TOP RIB, TOP ROCKER, 8TH SHOE, SX29D
15	F03803501	1	BLANK ASSY, TOP ROCKER, 8TH SHOE, SX29D
16	F03803501	1	BOTTOM METAL ASSY, TOP ROCKER, TOP SHOE, SX29D
17	F0380600	2	ANGLE SCREEN STOP, ROCKER
18	F0201407	4	BOLT, ELEV 1/4-20 X 1.25"
19	FE444031	2	SNWS, FLAT CROSS HEAD #10 X 1.50"
20	FE45463	6	SNWS, F.T.X.HD #8 X 3/4"
21	FE45463	6	SNWS, F.T.X.HD #8 X 3/4"
22	FE45463	6	SNWS, F.T.X.HD #8 X 3/4"
23	F0421212	4	SNWS, F.T.X.HD #8 X 3/4"
24	F0005100	1	GRIT WDMT, ROCKER ADJUSTMENT, CENTERED, #8
25	F0112006	13	167 R BELTINGS, 3 PLY, EXPOS, 2.50 X 79.00"

REVISIONS	DATE	BY	DESCRIPTION
1	05/11/12	DK	ISSUE FOR CONSTRUCTION
2	10/12/12	amphison	WAS C SIZE GROUP DRAWING, P03803301, 2000 & P0000100 WAS P10312601, P03803400 & P00003300
3	04/20/13	amphison	ROTATE ROCKER CUPS 30 DEG

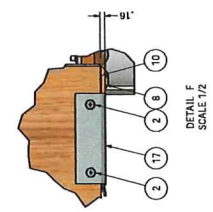
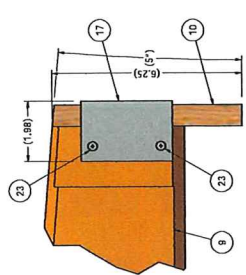
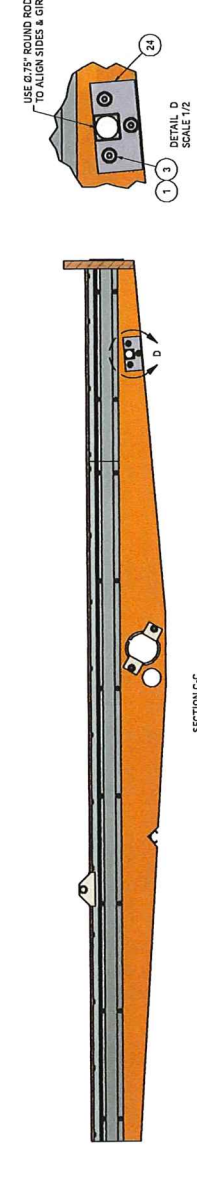
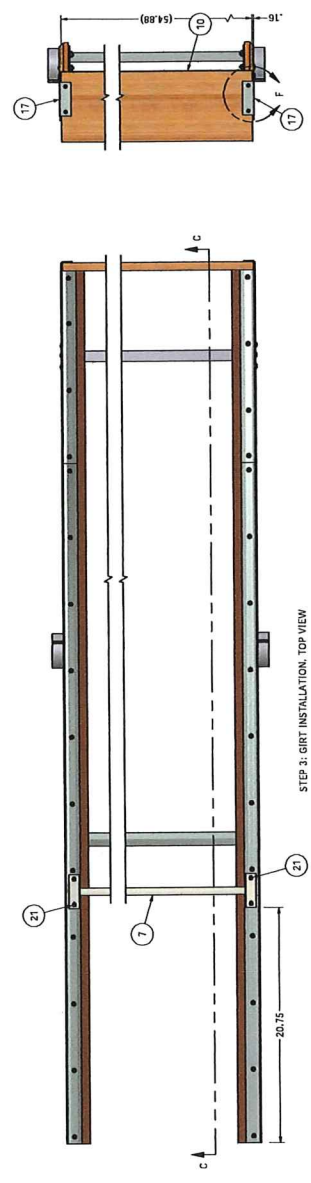
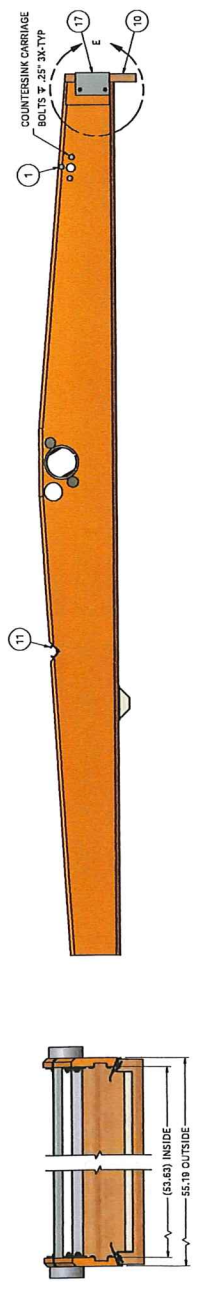
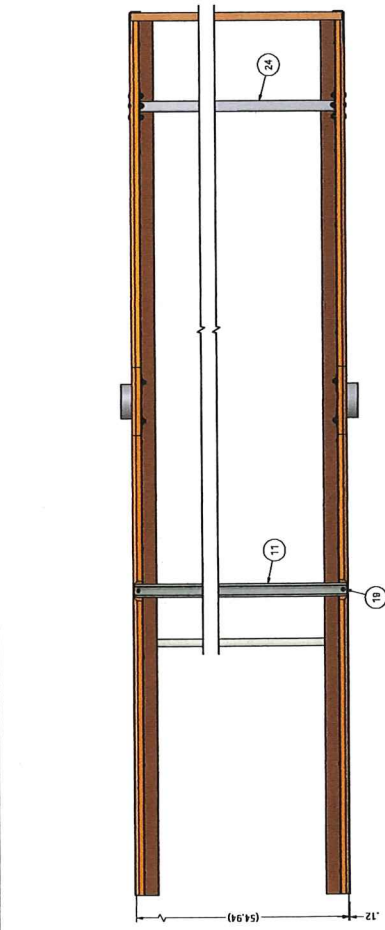
CAD	NO.	DATE	BY	DESCRIPTION
1	001	05/11/12	DK	ISSUE FOR CONSTRUCTION
2	002	10/12/12	amphison	WAS C SIZE GROUP DRAWING, P03803301, 2000 & P0000100 WAS P10312601, P03803400 & P00003300
3	003	04/20/13	amphison	ROTATE ROCKER CUPS 30 DEG

NOTES:  
 1. NOT SCALE FROM DRAWING.  
 2. ONE PIECE REQUIRED PER F03013304077, SHOE ASSY, RH/LH TOP W/ ROCKERS, SX29D.

402514 1/11/17 Rev. 3.1 Approved for printing 7/16/17  
 1. Instructions for fabricating and assembly

REV	ECN	DATE	APPROVED
A	F120091	5/8/1957	DNK
B	F120091	10/27/2012	amghoshan
C	F120092	4/12/2013	amghoshan

REVISION HISTORY
DESCRIPTION
WAS C-STEEL GROUP DRAWING. F03803301, 40002 & F03005100 WAS F10812601, F03801400 & F90005000
ROCKERS, TOP W/ ROCKERS, Sx28D



ITEM	PART NUMBER	CITY	DESCRIPTION
25	F91120006	BLUFFTON, SOUTH CAROLINA	13.167 T. BELTING, 3 PLY, FSKV'S 2.50 X 78.00"
24	F90005100	BLUFFTON, SOUTH CAROLINA	1 GIRT W/LMNT, ROCKER ADJUSTMENT, CENTERED, #8
23	F84712122	BLUFFTON, SOUTH CAROLINA	4 SMS, ELT X HD, #8 X 3/4"
22	F81531603	BLUFFTON, SOUTH CAROLINA	4 SMS, PAN X HD, #10 X 3/4"
21	F84157201	BLUFFTON, SOUTH CAROLINA	11 SMS, PAN X HD, #8 X 1/2"
20	F84440301	BLUFFTON, SOUTH CAROLINA	2 SMS, FLAT CROSS HEAD #10 X 1.50"
18	F82021401	BLUFFTON, SOUTH CAROLINA	4 BOLT, ELEV. 1/4-20 X 1.25"
17	F03806000	BLUFFTON, SOUTH CAROLINA	2 ANGLE, SS-REEN STOP, ROCKER
16	F03803301	BLUFFTON, SOUTH CAROLINA	1 BLANK ASSY, TOP ROCKER, TOP SHOE, Sx28BD
15	F03803301	BLUFFTON, SOUTH CAROLINA	1 BLANK ASSY, TOP ROCKER, BTM SHOE, Sx28BD
14	F03801100	BLUFFTON, SOUTH CAROLINA	2 CUP RUBBER HOLDING, ROCKER, 17.00"
13	F03804401	BLUFFTON, SOUTH CAROLINA	2 LINER W/LMNT, SCREENWAY, ROCKER, 77.00"
11	F03800002	BLUFFTON, SOUTH CAROLINA	1 BRACE, BOTTOM, ROCKER, #8
10	F03801610	BLUFFTON, SOUTH CAROLINA	1 BOARD, REAR CROSS, TOP ROCKER, TOP SHOE, Sx28BD
9	F03801602	BLUFFTON, SOUTH CAROLINA	1 SIDE, LH, TOP ROCKER, TOP SHOE, Sx28D/Sx28BD
8	F03801600	BLUFFTON, SOUTH CAROLINA	1 SIDE, RH, TOP ROCKER, TOP SHOE, Sx28D/Sx28BD
7	F03558800	BLUFFTON, SOUTH CAROLINA	1 GIRT W/LMNT, ROCKER, #8
5	F03550000	BLUFFTON, SOUTH CAROLINA	2 CUP RUBBER HOLDING, ROCKER, 17.00"
4	867333000	BLUFFTON, SOUTH CAROLINA	2 CUP W/LMNT, ROCKER, HEAVY DUTY BRUSH
3	867324600	BLUFFTON, SOUTH CAROLINA	6 NUT, HEX SERR LOCK, 1/4-20
2	655522226	BLUFFTON, SOUTH CAROLINA	4 SMS, ELT X HD #8 X 1.25"
1	80282626	BLUFFTON, SOUTH CAROLINA	6 BOLT, CARR 1/4-24 X 1.25"

**AT FERRIS COMPANY**  
 4714 - USA  
 BLUFFTON, SOUTH CAROLINA  
 PHONE: 803-854-4643  
 FAX: 803-854-4643  
 WWW.ATFERRIS.COM

ITEM	PART NUMBER	CITY	DESCRIPTION
1	80282626	BLUFFTON, SOUTH CAROLINA	6 BOLT, CARR 1/4-24 X 1.25"

NOTES:  
 1. NOT SCALE FROM DRAWING.  
 2. ONE PIECE REQUIRED PER F03013304/07: SHOE ASSY, RH/LH TOP W/ ROCKERS, Sx28D.

REV	DATE	BY	CHKD	APP'D
1	07/16/17	DNK		

REVISIONS
NO. DATE BY REASON
1 07/16/17 DNK

CAD CHANGES
NO. DATE BY REASON
1 07/16/17 DNK

ITEM	PART NUMBER	CITY	DESCRIPTION
1	80282626	BLUFFTON, SOUTH CAROLINA	6 BOLT, CARR 1/4-24 X 1.25"

REV	DATE	BY	CHKD	APP'D
1	07/16/17	DNK		

REVISIONS
NO. DATE BY REASON
1 07/16/17 DNK

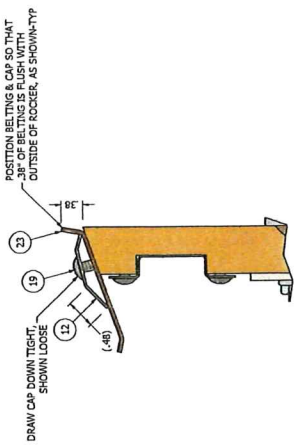
CAD CHANGES
NO. DATE BY REASON
1 07/16/17 DNK

ITEM	PART NUMBER	CITY	DESCRIPTION
1	80282626	BLUFFTON, SOUTH CAROLINA	6 BOLT, CARR 1/4-24 X 1.25"





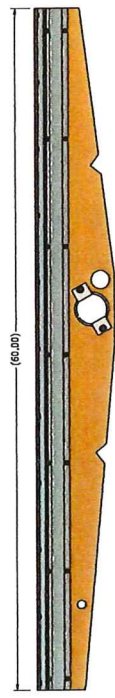
REV	BY	DATE	DESCRIPTION	APPROVED
A	XXXXXX	5/7/2017	RELEASE	DK
B	XXXXXXXX	9/14/2017	REDRAWN CAD, WAS C-SIZE GROUP DRAWING	Emphenson
C	XXXXXXXX	4/2/2013	ROTATE ROCKER CUPS 30 DEG	Emphenson



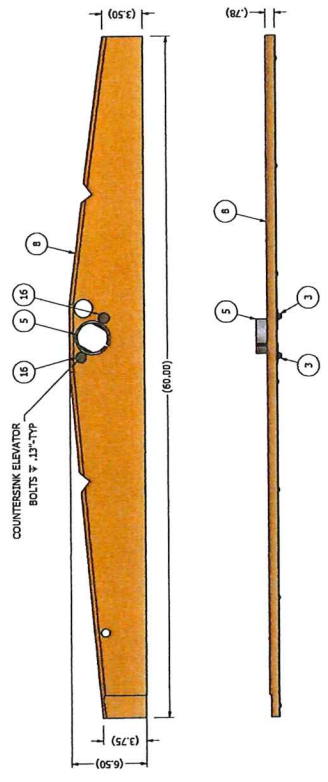
DETAIL B  
SCALE 1:1



DETAIL A  
SCALE 1/2



STEP 2: RIGHT ROCKER SIDE ASSEMBLY, LEFT SIDE VIEW  
TYPICAL ASSEMBLY FOR LEFT ROCKER SIDE



STEP 1: RIGHT ROCKER SIDE ASSEMBLY, LEFT SIDE VIEW  
TYPICAL ASSEMBLY FOR LEFT ROCKER SIDE

ITEM PART NUMBER	QTY	DESCRIPTION
22	1	10.333 R BELTING 3 PLY FSWF 2.50 X 62.00"
21	1	GIRT W/DMT, ROCKER ADJUSTMENT, #8
20	8	SNS, PAN X HD, #8 X 3/4"
19	8	SNS, PAN X HD, #8 X 3/4"
18	56	SNS, PAN X HD, #8 X 3/4"
17	4	SNS, PAN X HD, #10 X 1"
16	4	SNS, PAN X HD, #10 X 1"
15	2	ANGLE, SCREEN STOP, ROCKER
14	2	INDENT W/DMT, GRAY STOP, BTH ROCKER, S298/S298D
13	2	INDENT W/DMT, GRAY STOP, BTH ROCKER, S298/S298D
12	2	GRUBSCREW, 1/4" DIA, 1.5" L
11	2	CAP RUBBER HOLDING ROCKER, 60.00"
10	2	LINEAR SCREENWAY, ROCKER, 60.00"
9	2	BRACE, BOTTOM, ROCKER, #8
8	1	SIDE, LH, 8TH ROCKER, TOP SHOE, S298D/S298D
7	1	SIDE, RH, 8TH ROCKER, TOP SHOE, S298D/S298D
6	2	GIRT W/DMT, PIPE, ROCKER #8
5	2	SCREEN HOV ASSY, S298/S298D
4	1	GRANS STOP ASSY, ROCKER, HEAVY DUTY BRUSH
3	6	NUT, HEX FERR, LOCK 1/4-20
2	4	NUT, HEX FERR, LOCK 1/4-20
1	4	BOLT, CARR 1/4-24 X 1.25"

**AT FERREL COMPANY**  
 1448 S ADAMS ST  
 BIRMINGHAM, AL 35203  
 #717-333-1333  
 #717-333-1334  
 FAX: 717-333-1335  
 WWW.ATFERREL.COM

This drawing is the property of AT Ferrel Company. It is to be used only for the purpose intended. No part of this drawing may be reproduced or transmitted in any form or by any means, electronic, mechanical, photocopying, recording, or by any information storage and retrieval system, without prior written consent of AT Ferrel Company, Inc.

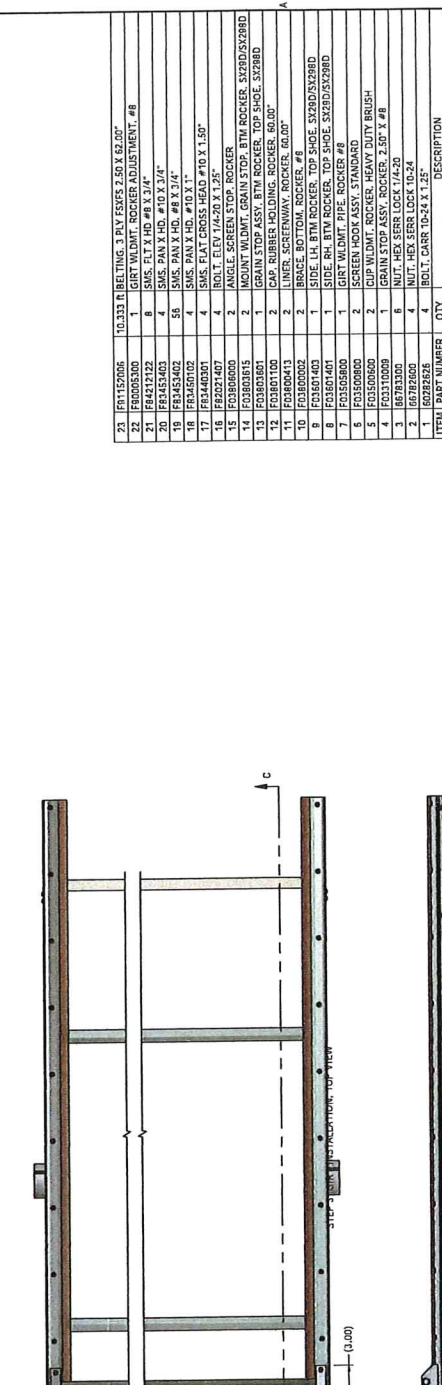
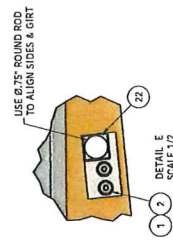
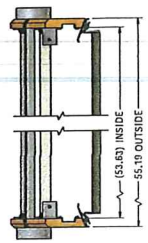
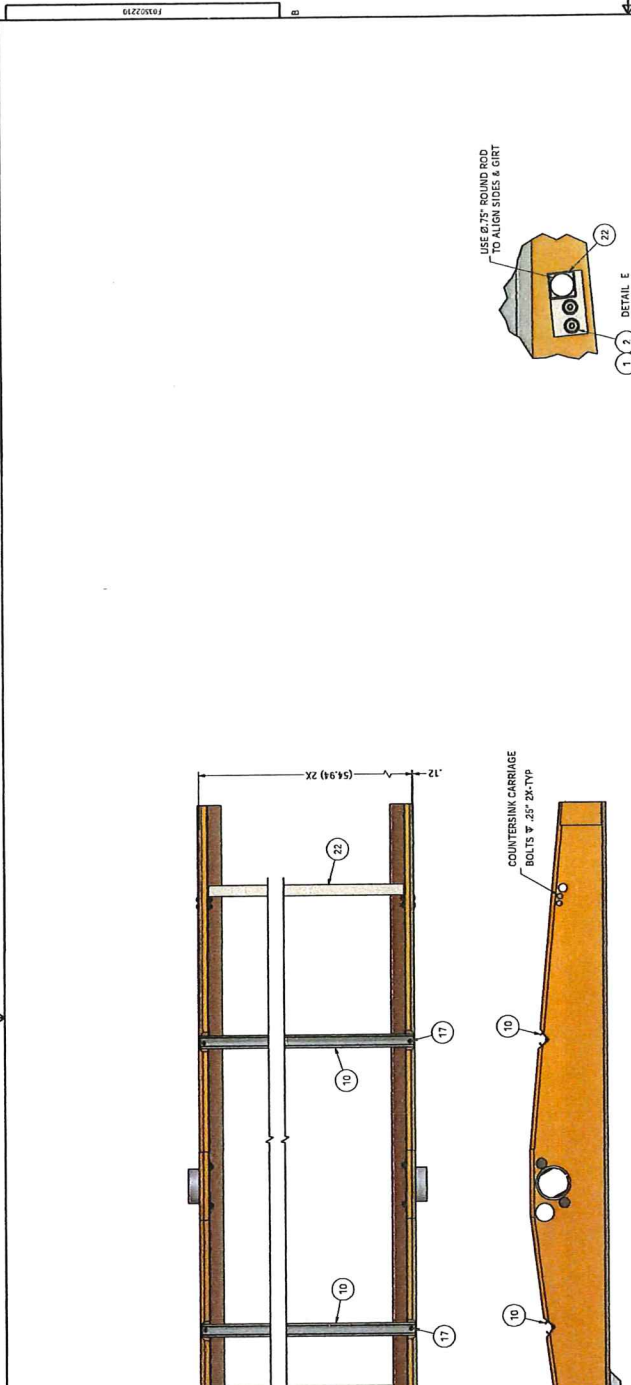
TOLERANCES UNLESS OTHERWISE SPECIFIED:  
 DIMENSIONS: FRACTIONS: 1/16" TO 1/8" DECIMALS: .015" TO .030" ANGLES: .125" TO .250" HOLE DIA: .0005" TO .0015"

**CAD** NO MANUAL CHANGES 1 OF 3 PART NUMBER: F03502210


NOTES:  
 1. DO NOT SCALE FROM DRAWING.  
 2. ONE PIECE REQUIRED PER 703113394- SHOE ASSY, TOP W/ROCKERS, S298D.

Approved for Release by NSA on 09-08-2013 pursuant to E.O. 13526

REV	BY	DATE	DESCRIPTION	APPROVED
1	ST/ST	8/14/2012	REVISED TO ADD C-C STYLE GROUP DRAWING	cmjohnson
2	ST/ST	4/27/2013	ADDED WIRE CUPS TO DSG	cmjohnson



ITEM	PART NUMBER	QTY	DESCRIPTION
23	F01152006	10.333	3 BELTING, 3 PLY ESXFS 2.50 X 62.00"
22	F00005800	1	GIRT WIDMT. ROCKER ADJUSTMENT, #8
21	F84421222	8	SMS. FLT X HD #8 X 3/4"
20	F83453003	4	SMS. PAN X HD, #8 X 1/4"
19	F83450102	4	SMS. PAN X HD, #8 X 1/4"
18	F83449001	4	SMS. PAN X HD, #8 X 1/4"
17	F83448001	4	SMS. FLAT CROSS HEAD #10 X 1.50"
16	F82021407	4	BOLT, ELEV. 1/4-20 X 1.25"
15	F03B06000	2	ANGLE, SCREEN STOP, ROCKER
14	F03B03615	2	MOJMT WIDMT. GRNIN STOP, BTM ROCKER, S28D/S28D
13	F03B03601	2	MOJMT WIDMT. GRNIN STOP, BTM ROCKER, S28D/S28D
12	F03B01103	2	UNDR. SCREENWAY ROCKER, 60.00"
11	F03B00002	2	UNDR. SCREENWAY ROCKER, 60.00"
10	F03B00002	2	BRACE BOTTOM, ROCKER, #8
9	F03B01403	1	SIDE LH, BTM ROCKER, TOP SHOE, S28D/S28D
8	F03B01401	1	SIDE RH, BTM ROCKER, TOP SHOE, S28D/S28D
7	F03B05800	2	GIRT WIDMT. PIPE ROCKER #8
6	F03B00800	2	SCREEN HOOK ASSY, STANDARD
5	F03B00500	2	TOP WIDMT. ROCKER, 2.50" X #8
4	F03B01300	6	NUT, HEX SERR LOCK 1/4-20
3	F03B01300	6	NUT, HEX SERR LOCK 1/4-20
2	F03B02800	4	BOLT, CARR 10-24 X 1.25"


**AT&T**  
 AIRTEL COMMUNICATIONS COMPANY  
 1405 ADAMS ST  
 BLVD  
 ARLINGTON, VA  
 4214 USA  
 TEL: 703/407-7000  
 FAX: 703/407-7000  
 AIRTEL COMMUNICATIONS COMPANY  
 1405 ADAMS ST  
 BLVD  
 ARLINGTON, VA  
 4214 USA  
 TEL: 703/407-7000  
 FAX: 703/407-7000

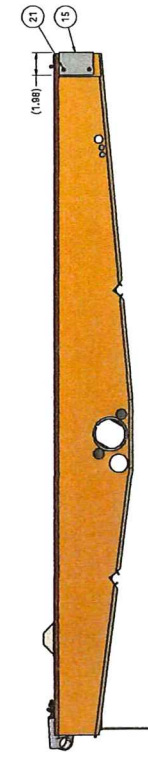
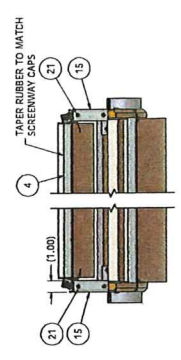
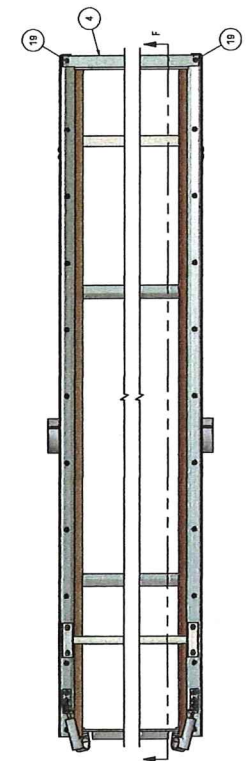
NO. OF SHEETS	TOTAL SHEETS	DATE	PROJECT NUMBER	REV
1	1	8/14/2012	F03B02210	C

NOTES:  
 1. DO NOT SCALE FROM DRAWING.  
 2. ONE PIECE REQUIRED PER F0031304; SHOE ASSY, TOP W/ROCKERS, S28BD.

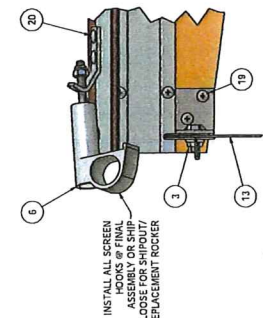
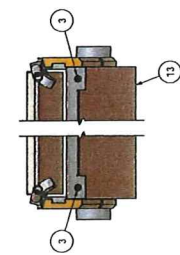
44226561

REV	EN	DESCRIPTION	DATE	APPROVED
A	XXXXXX	RELEASE	8/7/1987	DR
B	XXXXXX	REDESIGN CASE, W/REWORK SETUP, DRAWING	9/15/1987	DR
C	F.30352	ISOLATE ROCKER CAPS, W/LEG	9/15/2013	ENGR/ISSN

REV	EN	DESCRIPTION	DATE	APPROVED
A	XXXXXX	RELEASE	8/7/1987	DR
B	XXXXXX	REDESIGN CASE, W/REWORK SETUP, DRAWING	9/15/1987	DR
C	F.30352	ISOLATE ROCKER CAPS, W/LEG	9/15/2013	ENGR/ISSN

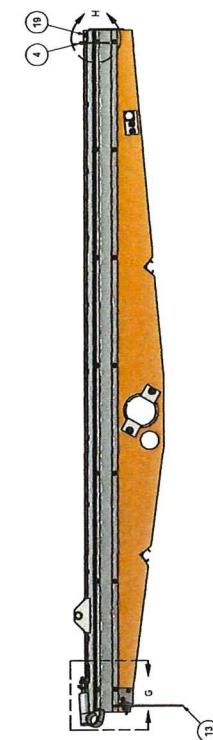


STEP 5: COMPLETE ASSEMBLY, RIGHT SIDE VIEW

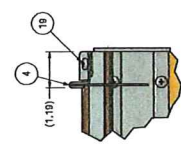


INSTALL ALL SCREEN HOOKS & FINAL ASSEMBLY OR SHIP TO CUSTOMER WITH REPLACEMENT ROCKER

DETAIL G SCALE 1/2



SECTION F-F



DETAIL H SCALE 1/2

ITEM	PART NUMBER	QTY	DESCRIPTION
23	F81152006	10.333	BELTING, 3 PLY ESSES 2.50 X 62.00"
22	F80055300	1	GIRT W/DMT, ROCKER ADJUSTMENT #8
21	F84275222	8	SNS, FLTY HD #8 X 3/4"
20	F82454003	8	SNS, PAN X HD, #8 X 3/4"
19	F81450702	8	SNS, PAN X HD, #10 X 1/2"
18	F83460301	4	SNS, FLAT CROSS HEAD #10 X 1.50"
17	F82021407	4	BOLT, FLTY 1/4-20 X 1.25"
16	F80860000	2	ANGLE, SCREEN STOP, ROCKER
15	F80800615	2	MOUNT W/DMT, GRAIN STOP, BTM ROCKER, SX28D/SX28BD
14	F80800601	2	MOUNT W/DMT, GRAIN STOP, BTM ROCKER, TOP SHOE, SX28BD
13	F80800413	2	LINEAR SCREENWAY, ROCKER, 60.00"
12	F80800412	2	LINEAR SCREENWAY, ROCKER, 60.00"
11	F80800202	2	BRACE, BOTTOM, ROCKER, #8
10	F80800403	1	SIDE, LH, BTM ROCKER, TOP SHOE, SX28D/SX28BD
9	F80800401	1	SIDE, RH, BTM ROCKER, TOP SHOE, SX28D/SX28BD
8	F80508000	2	SCREEN HOOK ASSY, STANDARD
7	F80508000	2	SCREEN HOOK ASSY, STANDARD
6	F80508000	2	SCREEN HOOK ASSY, STANDARD
5	F80508000	2	SCREEN HOOK ASSY, STANDARD
4	F80508000	2	SCREEN HOOK ASSY, STANDARD
3	F80508000	2	SCREEN HOOK ASSY, STANDARD
2	F80508000	2	SCREEN HOOK ASSY, STANDARD
1	F80508000	2	SCREEN HOOK ASSY, STANDARD

**FRANKLIN COMPANY**  
 17405 ADAMS ST  
 BLDG 1000  
 48174, USA  
 TEL: 248-344-4400  
 FAX: 248-344-4400  
 WWW.FRANKLINCOMPANY.COM

This drawing is the property of the A.T. Firm Company, Inc. No part of this drawing may be reproduced, stored in a retrieval system, or transmitted in any form or by any means, electronic, mechanical, photocopying, recording, or by any information storage and retrieval system, without the prior written consent of Franklin Company, Inc.

DATE: 08/07/13  
 DRAWN BY: J. J. JONES  
 CHECKED BY: J. J. JONES  
 APPROVED BY: J. J. JONES

NO. OF CHANGES	DATE	BY	DESCRIPTION
0			
1			
2			
3			
4			

CAD NO. MANUAL: F80502210


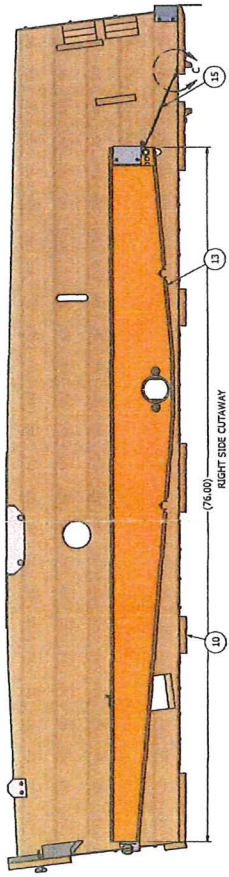
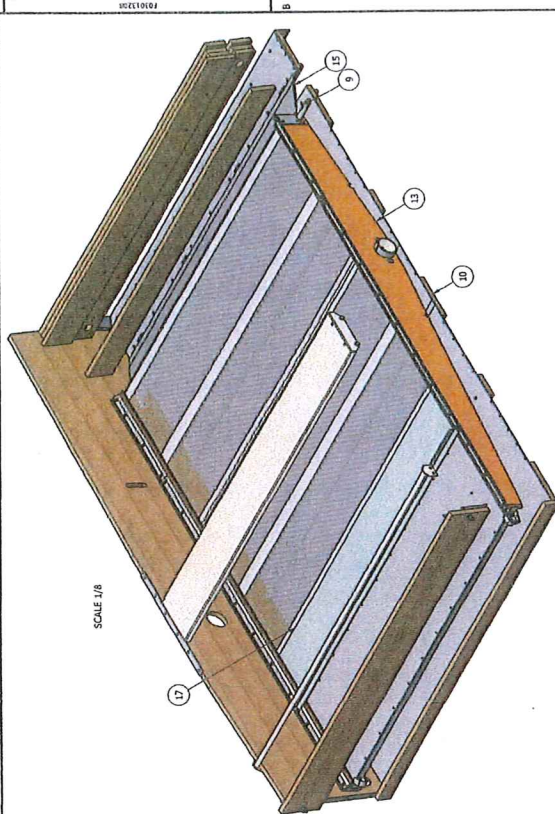
NOTES:  
 1. NOT SCALE FROM DRAWING.  
 2. ONE PIECE REQUIRED PER F80313004: SHOE ASSY, TOP W/ROCKERS, SX28BD.



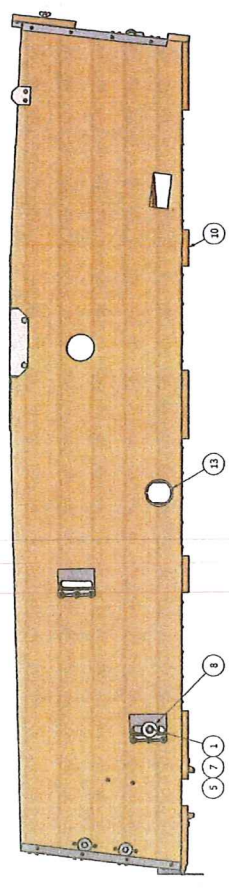
Approved for Construction of this Project

REV	EN	DESCRIPTION	DATE	APPROVED
A	2505XX	DESIGN INITIAL	5/21/15	DR
B	F14001	RELEASE	9/20/2015	completion

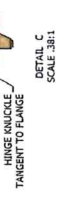
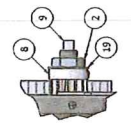
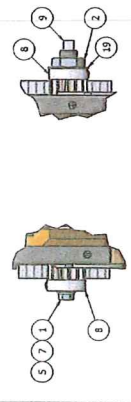
WPS GROUP DRAWING, ADD SHEETS 2 & 3



STEP 1: RIGHT SIDE VIEW, BOTTOM ROCKER INSTALLATION



STEP 1: LEFT SIDE VIEW, LOWER ROCKER INSTALLATION



ITEM #	QTY	DESCRIPTION
19	FM4621034	2 WASHER, FLAT, 7/8" X 1.750 X .602
18	FR0071401	2 STUD, DOUVEL, 1/4"-20 X 2.250"
17	F10564400	2 FRAME ASSY, PERK SCREEN, 60" X 78"
16	FM3398910	1 SPOUT, RH STRAW, X298
15	FM3397778	1 SPOUT, LH STRAW, X298
14	F03520210	1 WIPER, CLEANER, RH W/BUSS, SC298D
13	F03520210	1 WIPER, CLEANER, LH W/BUSS, SC298D
12	F03501910	1 ROCKER ASSY, TOP, BOTTOM SHOE, SC298D
11	F03401700	1 ROCKER ASSY, TOP, BOTTOM SHOE, SC298D
10	F03013701	1 SHOE ASSY, BOTTOM RH, SC298D
9	F01608303	2 SHIRT, TILTING ROD, 3/4 X 60.00 P/8
8	62749400	2 WASHER, LOCK HELICAL, 1/4"
7	64444000	2 WASHER, LOCK HELICAL, 3/8"
6	64443300	2 WASHER, FLAT 3/8" W/ROD TYPE A
5	64404400	2 WASHER, FLAT, 1/4"
4	64403300	2 WASHER, FLAT, 1/4"
3	64503300	2 NUT, WING, 1/4"-20 TYPE B STYLE 1
2	62749400	2 NUT, HEAT SET 3/4 P/10
1	62749400	2 NUT, HEAT SET 3/4 P/10

A.T. FARNELL  
 DIVISION OF  
 BILFINGTON, INDIANA  
 1400 PADAMS ST.  
 BILFINGTON, IN 46708  
 PH: 317-834-4000  
 FAX: 317-834-4000  
 WWW.ATFARNELL.COM  
 COUNTRY OF ORIGIN: INDIA  
 PART NUMBER: P03015210

TO CHANGE EXCEPT AS NOTED, FILE  
 ORIGINAL  
 DATE: 9/20/15  
 DRAWN BY: J. B. HARRIS  
 CHECKED BY: J. B. HARRIS  
 NO MANUAL SCALE  
 CAD CHANGER SCALE: 1 OF 3 SHEET: D PART NUMBER: P03015210

NOTES:  
 1. NOT SCALE FROM DRAWING.  
 2. ONE PIECE REQUIRED PER F14002SS, CLEANER ASSY, RH W/BUSSSES, SC298D.  
 3. \* LINE ITEM ON SALES ORDER, NOT INCLUDED IN BILL OF MATERIAL.



WAS GROUP DUCTWORK, ROAD SHEETS 2 & 3

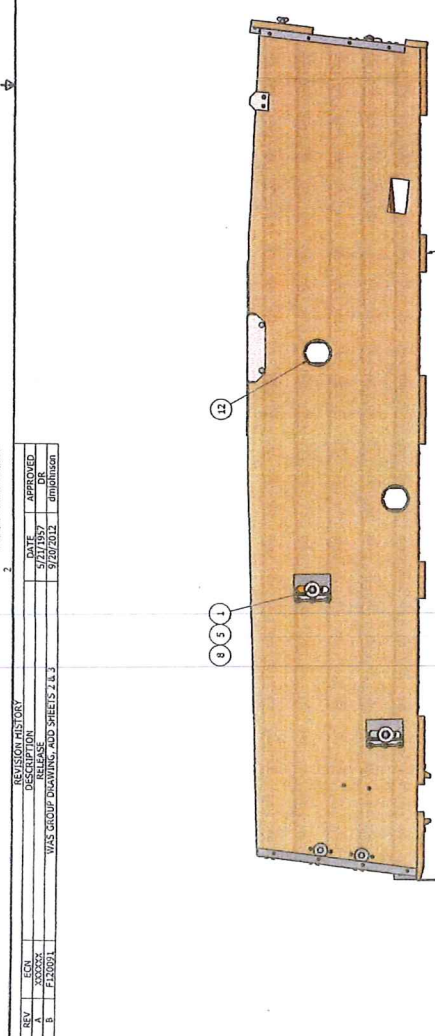
REV	DATE	APPROVED
1	5/17/2017	OR
2	7/26/2018	DISPERSON

REV	DESCRIPTION
1	WAS GROUP DUCTWORK, ROAD SHEETS 2 & 3

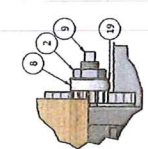
REVISION HISTORY	DATE	APPROVED
1	5/17/2017	OR
2	7/26/2018	DISPERSON

REV	DESCRIPTION
1	WAS GROUP DUCTWORK, ROAD SHEETS 2 & 3

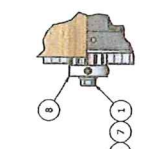
2



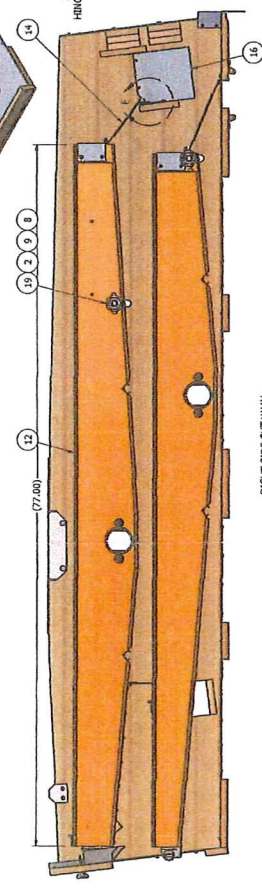
STEP 2: LEFT SIDE VIEW, UPPER ROCKER INSTALLATION



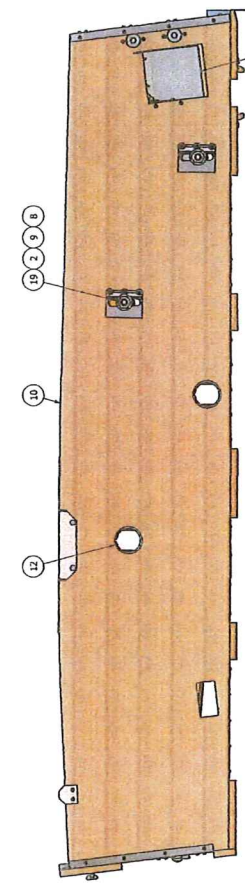
DETAIL E  
SCALE 0.38 : 1



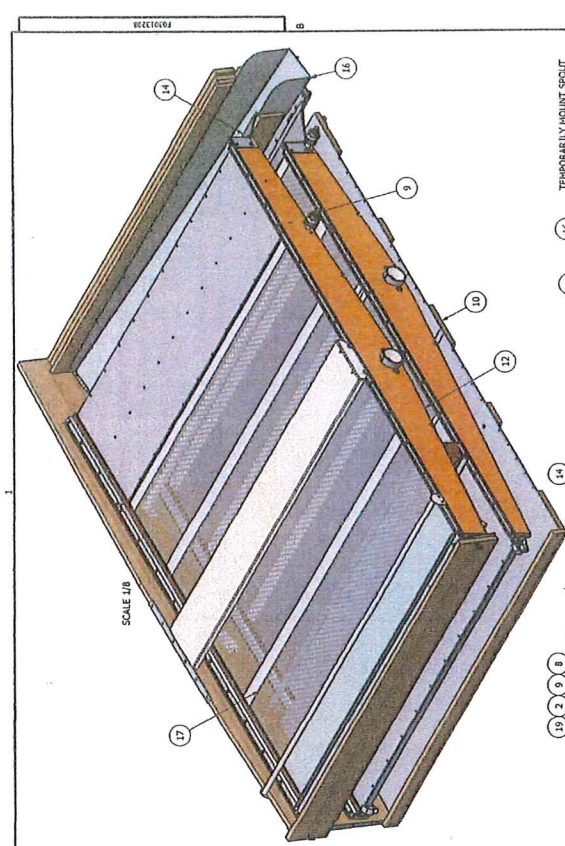

DETAIL D  
SCALE 0.38 : 1



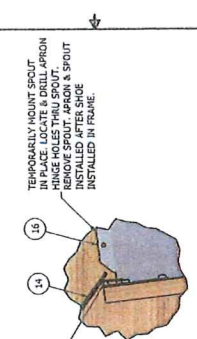
RIGHT SIDE CUTAWAY



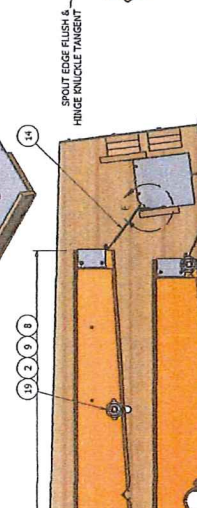
STEP 2: RIGHT SIDE VIEW, UPPER ROCKER INSTALLATION



SCALE 1/8



DETAIL F  
SCALE 0.38 : 1



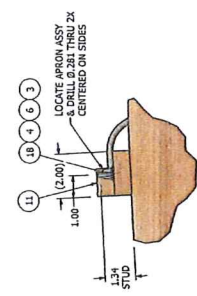

TEMPORARILY MOUNT SPROUT IN PLACE. LOCATE & DRILL APRON HINGE HOLES THRU SPROUT. REMOVE SPROUT & SPOUT INSTALLED AFTER SHOE IS INSTALLED IN FRAME.

ITEM	PART NUMBER	QTY	DESCRIPTION
19	F4621034	2	WASHER, FLT, 7/50 X 1.750 X .062
18	F8071401	2	STUD, DOWEL, 1/4"-20 X 2.50"
17	F0594400	2	FRAME ASSY, FIBR SCREEN, 50" X 48"
16	F0592778	1	APRON ASSY, TELL RTN ROCKER, RTN SHOE, S239D
15	F0592776	1	APRON ASSY, TELR RTN ROCKER, RTN SHOE, S239D
14	F0592010	1	ROCKER ASSY, TOP, BOTTOM, BOTTOM SHOE, S239D
13	F0591910	1	ROCKER ASSY, TOP, BOTTOM SHOE, S239D
12	F0591910	1	ROCKER ASSY, TOP, BOTTOM SHOE, S239D
11	F0591700	1	APRON ASSY, 1.75 X 2.5, SEED #8
10	F0591600	1	APRON ASSY, 1.75 X 2.5, SEED #8
9	F0591500	1	APRON ASSY, 1.75 X 2.5, SEED #8
8	F0591400	1	APRON ASSY, 1.75 X 2.5, SEED #8
7	66444400	2	FINISH BRUSH, ADJ. 13 TOOTH W/SET SCREWS
6	66443300	2	WASHER, LOCK HELICAL, 1/4"
5	66443300	2	WASHER, LOCK HELICAL, 1/4"
4	66443300	2	WASHER, LOCK HELICAL, 1/4"
3	66443300	2	WASHER, LOCK HELICAL, 1/4"
2	66443300	2	WASHER, LOCK HELICAL, 1/4"
1	62584422	2	PHCS, 3/8-16 X 1.00"

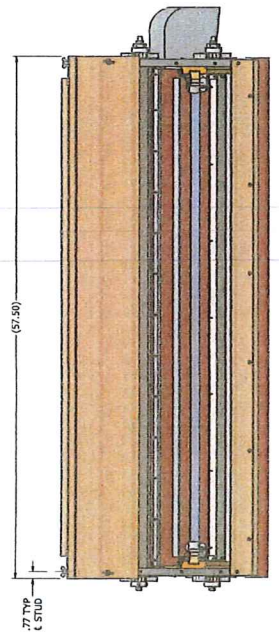
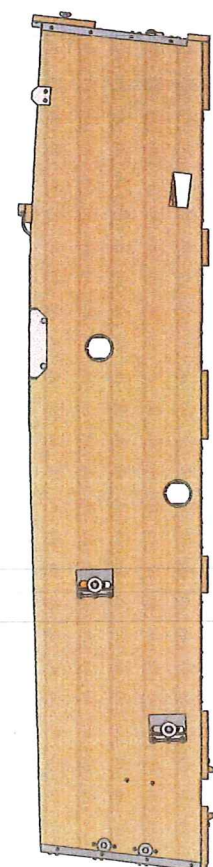
DIVISION OF THE PROPERTY OF THE A. J. F. PARTS COMPANY, INC.
   
 A. J. F. PARTS COMPANY
   
 1540 S. ADAMS ST.
   
 BLOOMINGTON, ILLINOIS 61714
   
 TEL: 312-331-1111 FAX: 312-331-1112
   
 WWW.AJFPARTS.COM
   
 2017
   
 100% SATISFACTION GUARANTEE
   
 NO RETURN POLICY
   
 ALL PARTS OF THIS DRAWING ARE THE PROPERTY OF THE A. J. F. PARTS COMPANY, INC.
   
 NO PARTS OF THIS DRAWING ARE TO BE REPRODUCED, STORED, OR TRANSMITTED IN ANY FORM OR BY ANY MEANS, ELECTRONIC OR MECHANICAL, INCLUDING PHOTOCOPYING, RECORDING, OR BY ANY INFORMATION STORAGE AND RETRIEVAL SYSTEM.
   
 WITHOUT THE WRITTEN CONSENT OF THE A. J. F. PARTS COMPANY, INC.
   
 DRAWING NO. FQ3013208
   
 SHEET NO. 2 OF 3
   
 DATE 01/14/2018
   
 DRAWN BY: J. L. B.
   
 CHECKED BY: J. L. B.
   
 APPROVED BY: J. L. B.
   
 CAD NO. MANUFACTURING
   
 CHANGES: 01/14/2018
   
 FQ3013208

NOTES:  
 1. DO NOT SCALE FROM DRAWING.  
 2. ONE PIECE REQUIRED PER F41402892; CLEANER ASSY, RH WBRUSHES, S239D.  
 3. \*\*LINE ITEM ON SALES ORDER, NOT INCLUDED IN BILL OF MATERIAL.





STEP 3: LEFT SIDE VIEW, COMPLETE



STEP 3: RIGHT SIDE VIEW, COMPLETE

ITEM NUMBER	DESCRIPTION
16	FRASE1034 3 WASHER, BT, 7/8 X 1.75 X .62
17	R2071401 2 STUD, DOWEL, 1/4 X 20 X 2.50"
18	F10584400 2 FRAME ASSY, FERG SCREEN, 60" X #8
19	F03036810 1 SPOUT, RH STRAW, X298
20	F03036779 1 APRON ASSY, TELE BTM DOCKER, BTM SHOE, SX298D
21	F03036776 1 APRON ASSY, TOP ROCKER, BOTTOM SHOE, SX298D
22	F03036810 1 ROCKER ASSY, TOP BOTTOM SHOE, SX298D
23	F03036810 1 ROCKER ASSY, TOP BOTTOM SHOE, SX298D
24	R04801700 1 APRON ASSY, 1.75 X 57.5, SEED #8
25	F03031201 1 SHOE ASSY, BOTTOM RH, SX298D
26	F01608303 2 SHAFT, TILTING ROD, 3/4 X 60.50" #8
27	F01200093 4 PINION, BRUSH ADJ, 13 TOOTH W/SET SCREWS
28	66444800 2 WASHER, LOCK HELICAL 3/8"
29	66444400 2 WASHER, FLAT, 1/4"
30	66443300 2 WASHER, FLAT, 3/8" HARBORW TYPE A
31	663583300 2 NUT, WING, 1/4-20 TYPE B STYLE 1
32	66276400 2 NUT, HEAVY HEX JAM 3/4-10
33	62584422 2 PHCS, 3/8-16 X 1.10"
34	62584422 2 PHCS, 3/8-16 X 1.10"


**A.T. FERRELL COMPANY**  
 1000 S. WASHINGTON  
 BLUFFTON, INDIANA 46714  
 PHONE: 317-836-2100 FAX: 317-836-2100  
 WWW.ATFERRELL.COM

DIVISION OF  
**FERRELL INTERNATIONAL**  
 1000 S. WASHINGTON  
 BLUFFTON, INDIANA 46714  
 PHONE: 317-836-2100 FAX: 317-836-2100  
 WWW.FERRELL.COM

THIS DRAWING IS THE PROPERTY OF A.T. FERRELL COMPANY. IT IS TO BE USED ONLY FOR THE PROJECT AND SITE SPECIFICALLY IDENTIFIED HEREIN. IT IS NOT TO BE REPRODUCED OR COPIED IN ANY MANNER OR BY ANY MEANS, ELECTRONIC OR MECHANICAL, INCLUDING PHOTOCOPYING, RECORDING, OR BY ANY INFORMATION STORAGE AND RETRIEVAL SYSTEM.

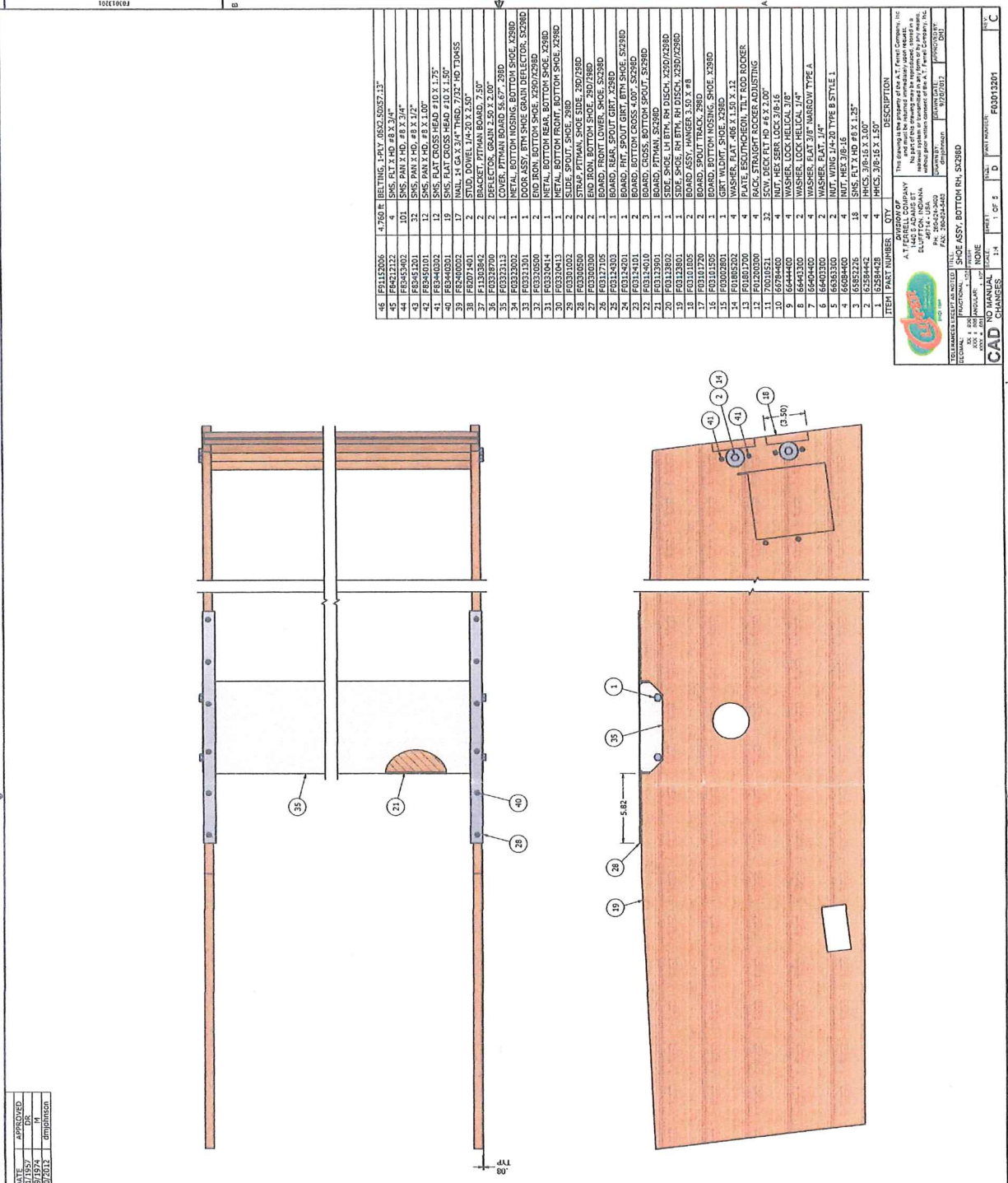
DATE	9/20/2017
DESIGNED BY	AK202XX
DRAWN BY	AK202XX
CHECKED BY	AK202XX
SCALE	AS SHOWN
PROJECT	F03013208
SHEET	D
TOTAL SHEETS	3 OF 3

**CAD CHANGES**  
 NO MANUAL CHANGES  
 3 OF 3

NOTES:  
 1. DO NOT SCALE FROM DRAWING.  
 2. ALL DIMENSIONS ARE IN INCHES UNLESS OTHERWISE SPECIFIED.  
 3. \* LINE ITEM ON SALES ORDER, NOT INCLUDED IN BILL OF MATERIALS.

10/25/2012 11:30 AM, P. J. Smith, A. T. Farrell Company  
 10/25/2012 11:30 AM, P. J. Smith, A. T. Farrell Company

REV	ECO	DESCRIPTION	DATE	APPROVED
A	XXXXXX	9.00, 11.50 & 11.65 WAS 7.50, 12.25 & 12.35	5/17/15/7	M
B	XXXXXX	REWORKING CAD, F03321200, WAS F03321200(1), F03321200(1) & F03321200(2)	7/29/19/4	M
C	F12081	REWORKING CAD, F03321200, WAS F03321200(1), F03321200(1) & F03321200(2)	9/20/20/12	Empiphon



ITEM PART NUMBER	QTY	DESCRIPTION
46	F031152006	4.760 R. BELTING, 1-PAY, 6502, 5057, 13"
45	F04212122	4 SHS, FLT X HD, 48 X 3/4"
44	F04519032	101 SHS, PAN X HD, 48 X 3/4"
43	F04512001	32 SHS, PAN X HD, 48 X 3/4"
42	F04512001	32 SHS, PAN X HD, 48 X 3/4"
41	F04512001	32 SHS, PAN X HD, 48 X 3/4"
40	F04440303	13 SHS, FLAT CROSS HEAD #10 X 1.75"
39	F04440303	13 SHS, FLAT CROSS HEAD #10 X 1.50"
38	F04440303	17 NAIL, 14 GA X 3/4" TRHD, 7/32" HD TDMSS
37	F11309452	2 STUD, DOWEL 1/4-20 X 2.50"
36	F11309452	2 BRACKET, PITMAN BOARD, 7.50"
35	F03311113	1 COVER, PITMAN BOARD 56.87" X 28"ID
34	F03311113	1 METAL, BOTTOM INSOLE, BOTTOM SHOE, X298D
33	F03311113	1 DOOR ASSY, BTM SHOE GRAIN DEFLECTOR, X298D
32	F03311113	1 END IRON, BOTTOM SHOE, X290/298D
31	F03311113	1 METAL, BOTTOM REAR, BOTTOM SHOE, X298D
30	F03311113	1 METAL, BOTTOM REAR, BOTTOM SHOE, X298D
29	F03311113	1 STRAP, PITMAN, SHOE SIDE, 290/298D
28	F03311113	1 END IRON, BOTTOM SHOE, 290/298D
27	F03311113	1 BOARD, FRONT LOWER, SHOE, S2298D
26	F03311113	1 BOARD, REAR, SPOUT GIRT, X298D
25	F03311113	1 BOARD, PITMAN, CROSS, 4.00" X 29.86"
24	F03311113	1 BOARD, PITMAN, CROSS, 4.00" X 29.86"
23	F03311113	1 BOARD, GROSS, BOTTOM SPOUT, S2298D
22	F03311113	1 BOARD, PITMAN, S2298D
21	F03311113	1 BOARD, PITMAN, S2298D
20	F03311113	1 SIDE SHOE, LH BTM, RH DISCH, X290/298D
19	F03311113	1 SIDE SHOE, RH BTM, RH DISCH, X290/298D
18	F03311113	1 BOARD, SPOUT TRACK, 298D
17	F03311113	1 BOARD, BOTTOM INSOLE, SHOE, X298D
16	F03311113	1 GRT WALDMT, SHOE, X298D
15	F03311113	1 WASHER, FLAT, 606 X 1.50 X .12
14	F03311113	1 PLATE, ESCUHOECON, TILT ROD ROCKER
13	F03311113	1 SCREW, HEX, 1/4" X 1.50" X 18
12	F03311113	1 SCREW, HEX, 1/4" X 1.50" X 18
11	F03311113	1 NUT, HEX, 3/8" X 18
10	F03311113	1 WASHER, LOCK HELICAL, 3/8"
9	F03311113	1 WASHER, LOCK HELICAL, 3/8"
8	F03311113	1 WASHER, FLAT, 3/8" WARDROW TYPE A
7	F03311113	1 WASHER, FLAT, 3/8" WARDROW TYPE A
6	F03311113	1 NUT, HEX, 3/8" X 18
5	F03311113	1 SHS, FLT X HD #8 X 1.25"
4	F03311113	1 HHCS, 3/8"-16 X 1.50"
3	F03311113	1 HHCS, 3/8"-16 X 1.50"
2	F03311113	1 HHCS, 3/8"-16 X 1.50"
1	F03311113	1 HHCS, 3/8"-16 X 1.50"

THIS DRAWING IS THE PROPERTY OF A. T. FARRELL COMPANY  
 IT IS TO BE USED ONLY FOR THE PURPOSES SPECIFIED HEREIN  
 AND IS NOT TO BE REPRODUCED OR TRANSMITTED IN ANY FORM OR BY ANY MEANS  
 WITHOUT THE WRITTEN PERMISSION OF A. T. FARRELL COMPANY  
 A. T. FARRELL COMPANY  
 ELLETTSVILLE, INDIANA  
 47404-1400  
 PHONE: 317-844-3400  
 FAX: 317-844-3400  
 EMPLOYMENT: 477201017  
 DRI

CAD CHANGES  
 1.4  
 1 OF 2  
 D  
 FULL PRINT MANIFEST  
 F030112001

NOTES:  
 1. DO NOT SCALE FROM DRAWING.  
 2. ONE PIECE REQUIRED PER F03011200: SHOE ASSY, BOTTOM RH W/ROCKERS, S238D.

FRONT VIEW, STEP 1  
 HANGER GIRT & PITMAN BOARD INSTALLATION

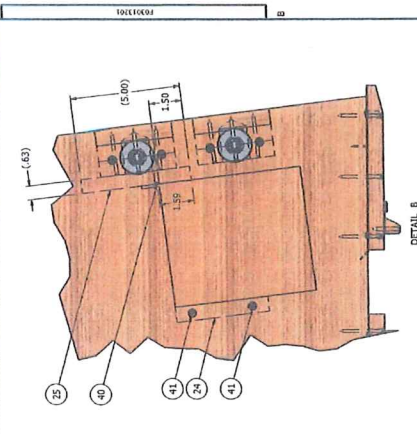






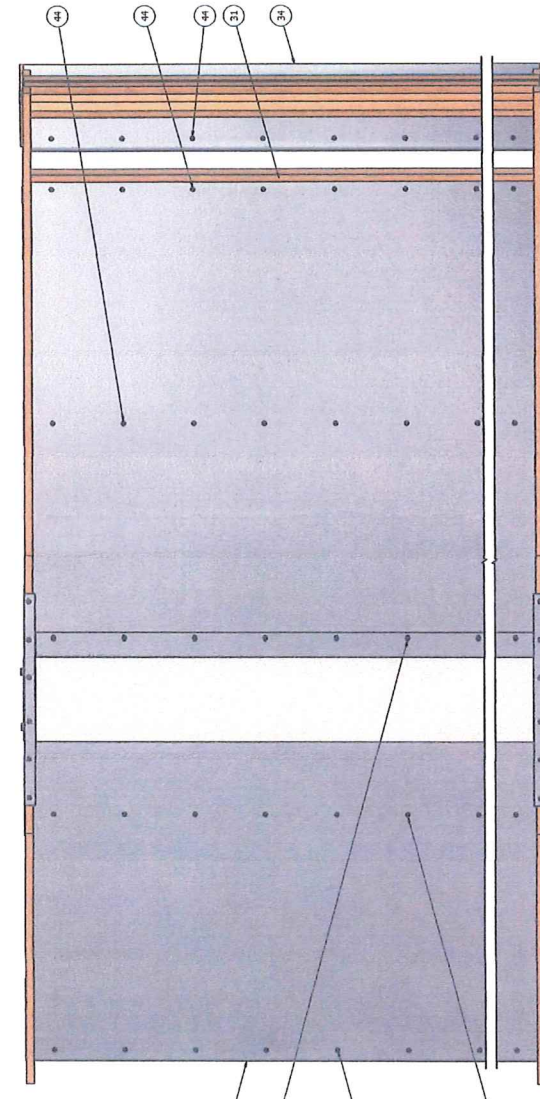


REV	ECN	DATE	APPROVED	
A	200000	8/21/1997	DR	
B	200000	7/29/1994	M	
C	210001	REPCORR CAD; F0312101 WAS F0312101; F0311302; F13 F031202(2)	9/28/2012	08020160

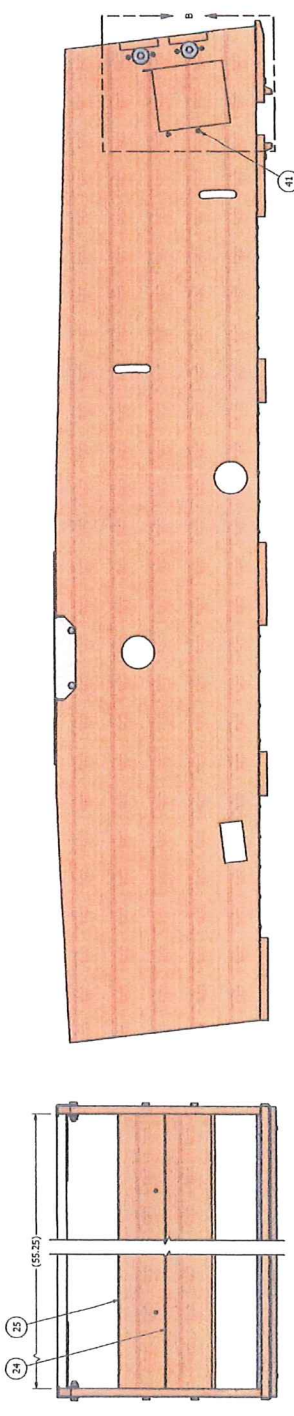


DETAIL 8  
SCALE 3/8

46	F01152006	4.750 I.D. BELTING, 1-PLY, 65G, 5.057, 1.3"
45	F0421212	4 SMS, FLT X HD #3 X 3/16"
44	F0454002	4 SMS, FLT X HD #3 X 3/16"
43	F0454001	4 SMS, PAN X HD #3 X 1/16"
42	F0454001	4 SMS, PAN X HD #3 X 1/16"
41	F0444002	2 SMS, PAN X HD #3 X 1/16"
40	F0444001	2 SMS, PAN X HD #3 X 1/16"
39	F0400002	1 SMS, FLAT CROSS HEAD #10 X 1.75"
38	F02074001	2 SMS, FLAT CROSS HEAD #10 X 1.50"
37	F01330000	2 SMS, FLAT CROSS HEAD #10 X 1.50"
36	F01330000	2 SMS, FLAT CROSS HEAD #10 X 1.50"
35	F03323119	1 COVER, FITMAN BOARD, 56.67", 298D
34	F03323002	1 METAL, BOTTOM INSING, BOTTOM SHOE, 298D
33	F03313101	1 DOOR ASSY, BTH SHOE GRAIN DEFLECTOR, 5298D
32	F03300000	2 END BRN, BOTTOM SHOE GRAIN DEFLECTOR, 298D
31	F03300000	2 END BRN, BOTTOM SHOE GRAIN DEFLECTOR, 298D
30	F03300000	2 END BRN, BOTTOM SHOE GRAIN DEFLECTOR, 298D
29	F03300000	2 STRAP, FITMAN, SHOE SIDE, 29D/298D
28	F03300000	2 STRAP, FITMAN, SHOE SIDE, 29D/298D
27	F03300000	2 END BRN, BOTTOM SHOE, 29D/298D
26	F03300000	2 END BRN, BOTTOM SHOE, 29D/298D
25	F03300000	2 END BRN, BOTTOM SHOE, 29D/298D
24	F03300000	2 END BRN, BOTTOM SHOE, 29D/298D
23	F03300000	2 END BRN, BOTTOM SHOE, 29D/298D
22	F03300000	2 END BRN, BOTTOM SHOE, 29D/298D
21	F03300000	2 END BRN, BOTTOM SHOE, 29D/298D
20	F03300000	2 END BRN, BOTTOM SHOE, 29D/298D
19	F03300000	2 END BRN, BOTTOM SHOE, 29D/298D
18	F03300000	2 END BRN, BOTTOM SHOE, 29D/298D
17	F03300000	2 END BRN, BOTTOM SHOE, 29D/298D
16	F03300000	2 END BRN, BOTTOM SHOE, 29D/298D
15	F03300000	2 END BRN, BOTTOM SHOE, 29D/298D
14	F03300000	2 END BRN, BOTTOM SHOE, 29D/298D
13	F03300000	2 END BRN, BOTTOM SHOE, 29D/298D
12	F03300000	2 END BRN, BOTTOM SHOE, 29D/298D
11	F03300000	2 END BRN, BOTTOM SHOE, 29D/298D
10	F03300000	2 END BRN, BOTTOM SHOE, 29D/298D
9	F03300000	2 END BRN, BOTTOM SHOE, 29D/298D
8	F03300000	2 END BRN, BOTTOM SHOE, 29D/298D
7	F03300000	2 END BRN, BOTTOM SHOE, 29D/298D
6	F03300000	2 END BRN, BOTTOM SHOE, 29D/298D
5	F03300000	2 END BRN, BOTTOM SHOE, 29D/298D
4	F03300000	2 END BRN, BOTTOM SHOE, 29D/298D
3	F03300000	2 END BRN, BOTTOM SHOE, 29D/298D
2	F03300000	2 END BRN, BOTTOM SHOE, 29D/298D
1	F03300000	2 END BRN, BOTTOM SHOE, 29D/298D



TOP VIEW, STEP 5  
 BOTTOM METAL CROSS BOARD SCREW & SPOUT BOARD INSTALLATION



ITEM	PART NUMBER	CITY	DESCRIPTION
1	F03300000		2 END BRN, BOTTOM SHOE, 29D/298D
2	F03300000		2 END BRN, BOTTOM SHOE, 29D/298D
3	F03300000		2 END BRN, BOTTOM SHOE, 29D/298D
4	F03300000		2 END BRN, BOTTOM SHOE, 29D/298D
5	F03300000		2 END BRN, BOTTOM SHOE, 29D/298D
6	F03300000		2 END BRN, BOTTOM SHOE, 29D/298D
7	F03300000		2 END BRN, BOTTOM SHOE, 29D/298D
8	F03300000		2 END BRN, BOTTOM SHOE, 29D/298D
9	F03300000		2 END BRN, BOTTOM SHOE, 29D/298D
10	F03300000		2 END BRN, BOTTOM SHOE, 29D/298D
11	F03300000		2 END BRN, BOTTOM SHOE, 29D/298D
12	F03300000		2 END BRN, BOTTOM SHOE, 29D/298D
13	F03300000		2 END BRN, BOTTOM SHOE, 29D/298D
14	F03300000		2 END BRN, BOTTOM SHOE, 29D/298D
15	F03300000		2 END BRN, BOTTOM SHOE, 29D/298D
16	F03300000		2 END BRN, BOTTOM SHOE, 29D/298D
17	F03300000		2 END BRN, BOTTOM SHOE, 29D/298D
18	F03300000		2 END BRN, BOTTOM SHOE, 29D/298D
19	F03300000		2 END BRN, BOTTOM SHOE, 29D/298D
20	F03300000		2 END BRN, BOTTOM SHOE, 29D/298D
21	F03300000		2 END BRN, BOTTOM SHOE, 29D/298D
22	F03300000		2 END BRN, BOTTOM SHOE, 29D/298D
23	F03300000		2 END BRN, BOTTOM SHOE, 29D/298D
24	F03300000		2 END BRN, BOTTOM SHOE, 29D/298D
25	F03300000		2 END BRN, BOTTOM SHOE, 29D/298D
26	F03300000		2 END BRN, BOTTOM SHOE, 29D/298D
27	F03300000		2 END BRN, BOTTOM SHOE, 29D/298D
28	F03300000		2 END BRN, BOTTOM SHOE, 29D/298D
29	F03300000		2 END BRN, BOTTOM SHOE, 29D/298D
30	F03300000		2 END BRN, BOTTOM SHOE, 29D/298D
31	F03300000		2 END BRN, BOTTOM SHOE, 29D/298D
32	F03300000		2 END BRN, BOTTOM SHOE, 29D/298D
33	F03300000		2 END BRN, BOTTOM SHOE, 29D/298D
34	F03300000		2 END BRN, BOTTOM SHOE, 29D/298D
35	F03300000		2 END BRN, BOTTOM SHOE, 29D/298D

NOTES:  
 1. DO NOT SCALE FROM DRAWING.  
 2. ONE PIECE REQUIRED PER F0331208; SHOE ASSY, BOTTOM RH; W/ROCKERS, 5298D.

APPROVED: [Signature]  
 DATE: 9/28/2012

REVISION HISTORY

FUNCTIONAL: SHOE ASSY, BOTTOM RH, 5298D  
 REGIONAL: NONE  
 NO MANUAL CHANGES: 14

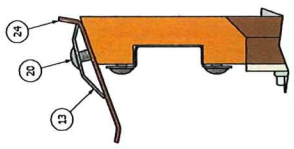
CAD: F0301201

4 OF 5

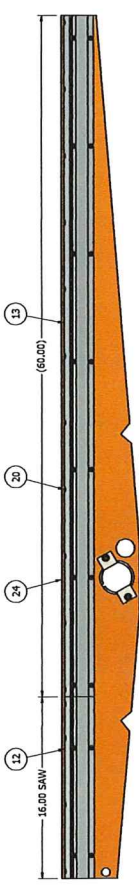




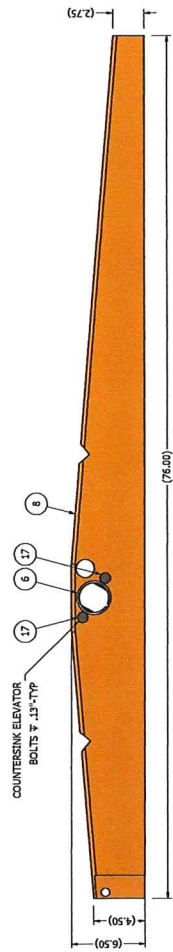
REV	EON	REVISION HISTORY	DATE	APPROVED
A	XXXXXX	REWORKING	09/19/97	DK
B	XXXXXX	REWORKING	09/19/97	DK
C	XXXXXX	ROCKERS	09/19/97	DK



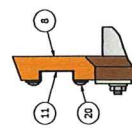
DETAIL B  
SCALE 1:1



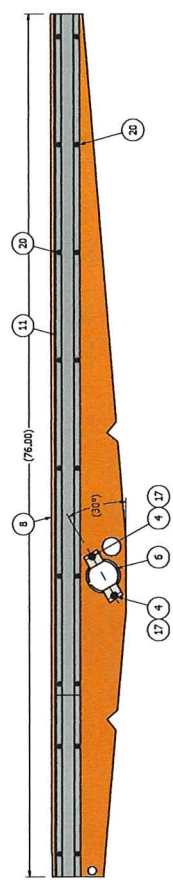
STEP 2: RIGHT ROCKER SIDE ASSEMBLY, LEFT SIDE VIEW  
TYPICAL ASSEMBLY FOR LEFT ROCKER SIDE



STEP 1: RIGHT ROCKER SIDE ASSEMBLY, LEFT SIDE VIEW  
TYPICAL ASSEMBLY FOR LEFT ROCKER SIDE



DETAIL A  
SCALE 1/2



STEP 1: RIGHT ROCKER SIDE ASSEMBLY, LEFT SIDE VIEW  
TYPICAL ASSEMBLY FOR LEFT ROCKER SIDE

ITEM	PART NUMBER	DESCRIPTION
24	F01152006	13.000 FT BELTING, 3 PLY FEMTS 2.50" X 76.00"
23	F00035303	1 GRN WLDMT, TELESCOPING, #8
22	F00035303	1 GRN WLDMT, TELESCOPING, #8
21	F04544643	4 SHG PAN X HD, #10 X 3/4"
20	F04544643	68 SHG PAN X HD, #8 X 3/4"
19	F04542001	7 SHG PAN X HD, #8 X 1/2"
18	F03460301	4 SHG FLAT CROSS HEAD #10 X 1.50"
17	F02074407	4 BOLT, ELEV 1/4-20 X 1.25"
16	F13125100	1 CORFL PIVOT, ADD GRN, ROCKER, #8
15	F03033303	1 BLANK ASSY, STM ROCKER, STM SHOE, SK268D
14	F03033303	1 BLANK ASSY, STM ROCKER, STM SHOE, SK268D
13	F03001100	2 CAP, RUBBER HOLDING, ROCKER, 60.00"
12	F03001100	2 LINER WLDMT, SCREENWAY, ROCKER, 76.00"
11	F03001100	2 BRACE BOTTOM, ROCKER, #8
10	F03000002	2 SIDE LH, STM ROCKER 75", STM SHOE, SK269/SK268D
9	F03001505	2 SIDE RH, STM ROCKER 75", STM SHOE, SK269/SK268D
8	F03501600	2 SCREW-HOLD ASSY, STANDAR
7	F03501600	2 SCREW-HOLD ASSY, STANDAR
6	F03501600	2 GRN WLDMT, ROCKER, HEAVY DUTY BRUSH
5	F03310009	1 GRAIN STOP ASSY, ROCKER, 2.50" X #8
4	66783000	4 NUT, HEX SER, LOCK 1/4-20
3	66783000	4 NUT, HEX SER, LOCK 1/4-20
2	66402000	7 WASHER, FLAT, #8
1	60282600	1 BOLT, CARB 1/2-28 X 1.25"

**AT FERREL COMPANY**  
 1000 N. 25TH AVENUE  
 BLUFFTON, INDIANA 47424-0001  
 TEL: 317-834-4400 FAX: 317-834-4400  
 WWW.ATFERREL.COM

**REVISION HISTORY**

REV	DATE	DESCRIPTION
A	09/19/97	REWORKING
B	09/19/97	REWORKING
C	09/19/97	ROCKERS

**ROCKER ASSY, BOTTOM, BOTTOM SHOE, SK268D**

1 OF 3

13: CAD CHANGES 13P1


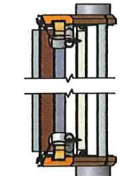
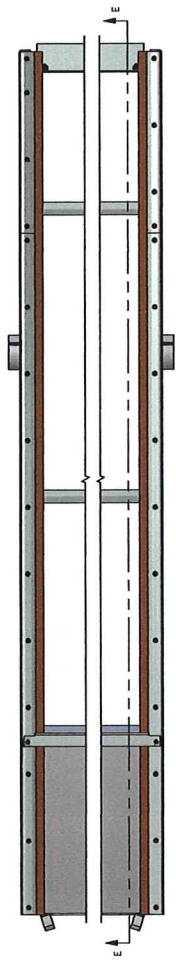
13: F03502010

- NOTES:
1. DO NOT SCALE FROM DRAWING.
  2. ONE PIECE REQUIRED PER F03013208/09; SHOE ASSY, RH/LH ADD PITCH BOTTOM, SK268D.
  3. ONE PIECE REQUIRED PER F03018407/08; SHOE ASSY, RH/LH ADD PITCH BOTTOM, SK268D.

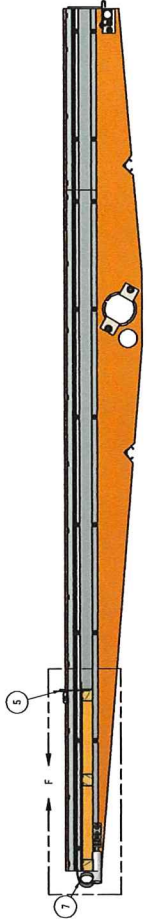




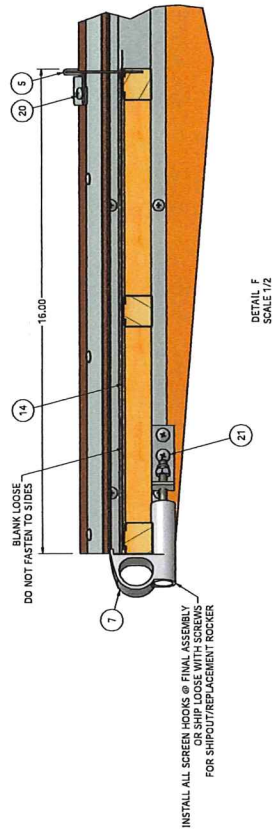
REV	LEAD	REVISION HISTORY	DATE	APPROVED
A	XXXXX	DESCRIPTION	5/6/1957	DR
B	FI10291	REDRAWN CAD. WAS P. SIZE GROUP DRAWING	9/19/2012	grrichtman
C	FI13868	ROTATE ROCKER GUYS 90 DEG	4/9/2013	grrichtman



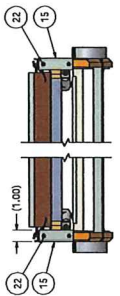
STEP 4: COMPLETE ASSEMBLY, RIGHT SIDE VIEW



SECTION E-E



DETAIL F  
SCALE 1/2



ITEM	PART NUMBER	QTY	DESCRIPTION
24	FR1152008	13,000 R	BELTING, 3 PLY, ENFS 2.50 X 76.00"
23	FR0055003	1	GRT W/DMT, ROCKER ADJ, TELESCOPING, #8
22	FR4212122	8	SMS, 5.1 X HD, #8 X 1.25"
21	FR4212122	8	SMS, 5.1 X HD, #8 X 1.25"
20	FR4454022	68	SMS, PAN X HD, #8 X 1.25"
19	FR4451201	7	SMS, PAN X HD, #8 X 1.25"
18	FR3440301	4	SMS, FLAT CROSS-HEAD #10 X 1.50"
17	FR2011407	4	BOLT, ELEV 1/4-20 X 1.25"
16	FR1302510	1	COVER, APRON, ADJ GRT, ROCKER, #8
15	FR3895000	2	ANGLE SCREEN STOP, ROCKER
14	FR3895000	2	ANGLE SCREEN STOP, ROCKER
13	FR3891100	2	CAP, RUBBER HOLDING, ROCKER, 16.00"
12	FR3891100	2	CAP, RUBBER HOLDING, ROCKER, 16.00"
11	FR3890042	2	LINER W/DMT, SCREENWAY, ROCKER, 76.00"
10	FR3890042	2	BRACE, BOTTOM, ROCKER, #8
9	FR3891505	1	SIDE, LH, BTM ROCKER 76", BTM SHOE, SX288D/SX288D
8	FR3891504	1	SIDE, RH, BTM ROCKER 76", BTM SHOE, SX288D/SX288D
7	FR3890000	2	GRAIN STOP ASSY, ROCKER, 2.50" X, #8
6	FR3890000	2	GRAIN STOP ASSY, ROCKER, 2.50" X, #8
5	FR3310009	1	GRAIN STOP ASSY, ROCKER, 2.50" X, #8
4	FR3783300	4	NUT, HEX SEER, LOCK 1/4-20
3	FR3783600	4	NUT, HEX SEER, LOCK 10-24
2	FR4022200	7	WASHER, FLAT, #8
1	FR2926256	4	BOLT, CARB 10-24 X 1.25"

**AT FERRIS COMPANY**  
 4817 W. 132A  
 BLUFFTON, INDIANA 46101  
 P.O. BOX 200  
 P.O. BOX 200  
 P.O. BOX 200

ROCKER ASSY, BOTTOM, BOTTOM SHOE, SX288D

DATE: 4/9/2013  
 TIME: 10:15:13  
 USER: grrichtman

FILE: PART NUMBER: F03502010  
 SHEET: 3 OF 3  
 DRAWING: CAD  
 CHANGES:

- NOTES:
- DO NOT SCALE FROM DRAWING.
  - ONE PIECE REQUIRED PER F03013208/008: SHOE ASSY, RH/LH ADJ PITCH BOTTOM, SX288D.
  - ONE PIECE REQUIRED PER F03018407/008: SHOE ASSY, RH/LH ADJ PITCH BOTTOM, SX288D.





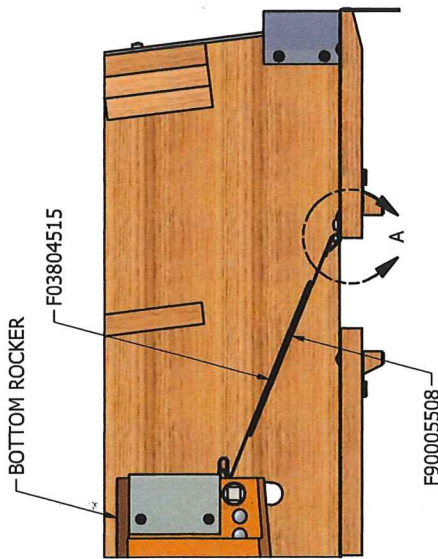







2 REVISION HISTORY

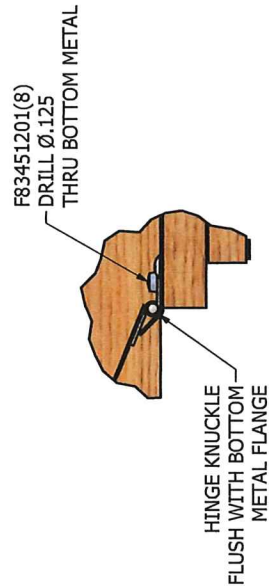
REV	ECN	DESCRIPTION	DATE	APPROVED
A	XXXXXX	RELEASE	7/21/1976	MW
B	F120091	ADD F83451201, WAS C SIZE GROUP DRAWING	9/20/2012	dmjohnson



INSTALLATION DETAIL, RIGHT SIDE CUTAWAY  
SCALE 1/4



ISOMETRIC VIEW  
SPOUT REMOVED FOR CLARITY



DETAIL A  
SCALE 1/2

ITEM	PART NUMBER	QTY	DESCRIPTION
3	F90005508	1	APRON W/LDMT, BTM TELESCOPING, BTM ROCKER, SX298D
2	F83451201	8	SMS, PAN X HD, #8 X 1/2"
1	F03804515	1	APRON, TOP TELESCOPING, BTM ROCKER, #8



**DIVISION OF**  
A.T.FERRELL COMPANY  
1440 S ADAMS ST.  
BLUFFTON, INDIANA  
46714 - USA  
PH: 260-824-3400  
FAX: 260-824-5463

This drawing is the property of the A.T. Ferrell Company, Inc and must be returned immediately upon request. No part of this drawing may be reproduced, stored in a retrieval system or transmitted in any form or by any means, without prior written consent of the A.T. Ferrell Company, Inc.  
DRAWN BY: dmjohnson  
APPROVED BY: DMJ  
DRAWN DATE: 9/20/2012

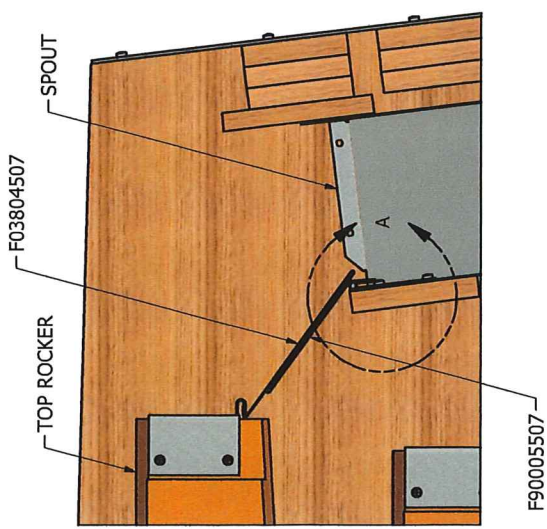
TOLERANCES EXCEPT AS NOTED	TITLE:	APRON ASSY, TELESCOPING BOTTOM ROCKER, BOTTOM SHOE, SX298D
DECIMAL: XX ± .030	FRACTIONAL: ± 1/32	FINISH:
XXX ± .005	ANGULAR: ± 1/2°	SCALE: NONE
XXXX ± .001		SCALE: 0.19:1

<b>CAD</b> NO MANUAL CHANGES		SHEET: 2 OF 2	SIZE: B	PART NUMBER: F03502779	REV: B
------------------------------	--	---------------	---------	------------------------	--------

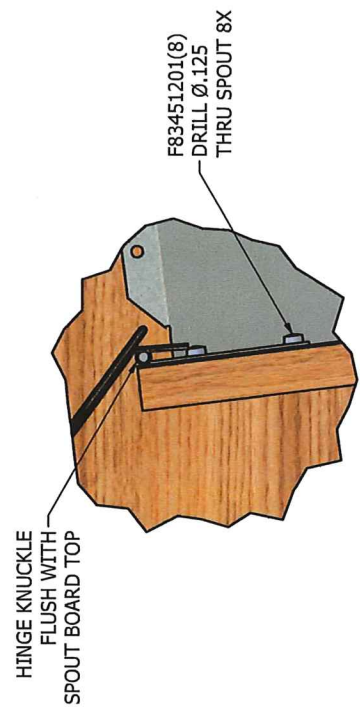
- NOTES:
- DO NOT SCALE FROM DRAWING.
  - ONE PIECE REQUIRED PER F03013208/09: SHOE ASSY, RH/LH BOTTOM SHOE W/ROCKERS, SX298D.
  - SEE SHEET 1 FOR ASSEMBLY DETAIL.

REV	ECN	DESCRIPTION	DATE	APPROVED
A	XXXXXX	RELEASE	7/21/1976	MW
B	F120091	ADD F83451201, WAS C SIZE GROUP DRAWING	9/20/2012	dmjohnson

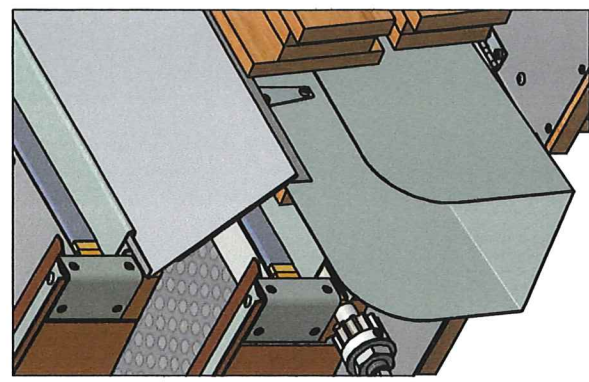
REVISION HISTORY



INSTALLATION DETAIL, RIGHT SIDE CUTAWAY  
SCALE 1/4



DETAIL A  
SCALE 1/2



ITEM	PART NUMBER	QTY	DESCRIPTION
3	F90005507	1	APRON W/DMT, BTM TELESCOPING, TOP ROCKER, SX298D
2	F83451201	8	SMS, PAN X HD, #8 X 1/2"
1	F03804507	1	APRON, TOP TELESCOPING, TOP ROCKER, #8



**A.T. FERRELL COMPANY**  
 1440 S ADAMS ST  
 BLUFFTON, INDIANA  
 46714 - USA  
 PH: 260-824-3400  
 FAX: 260-824-5463

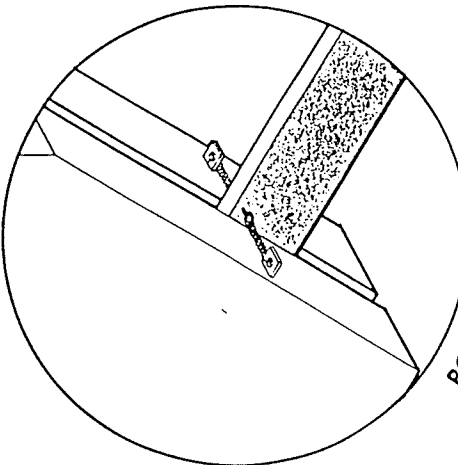
This drawing is the property of the A. T. Ferrell Company, Inc and must be returned immediately upon request. No part of this drawing may be reproduced, stored in a retrieval system or transmitted in any form or by any means, without prior written consent of the A. T. Ferrell Company, Inc.

TOLERANCES EXCEPT AS NOTED:	TITLE:
DECIMAL: XX ± .030	APRON ASSY, TOP ROCKER, BOTTOM SHOE, SX298D
FRACTIONAL: XXX ± .005	
ANGULAR: XXXX ± .001	
FINISH: ± 1/32	
SCALE: NONE	
NO MANUAL CHANGES	


- NOTES:
- DO NOT SCALE FROM DRAWING.
  - ONE PIECE REQUIRED PER F03013208/09: SHOE ASSY, RH/LH BOTTOM W/ROCKERS, SX298D.
  - SEE SHEET 1 FOR ASSEMBLY DETAIL.

DRAWN BY:	dmjohnson	DRAWN DATE:	9/20/2012	APPROVED BY:	DMJ
SHEET:	2 OF 2	SIZE:	B	PART NUMBER:	F03502776
CAD	CHANGES	SCALE:	0.19:1	REV:	B

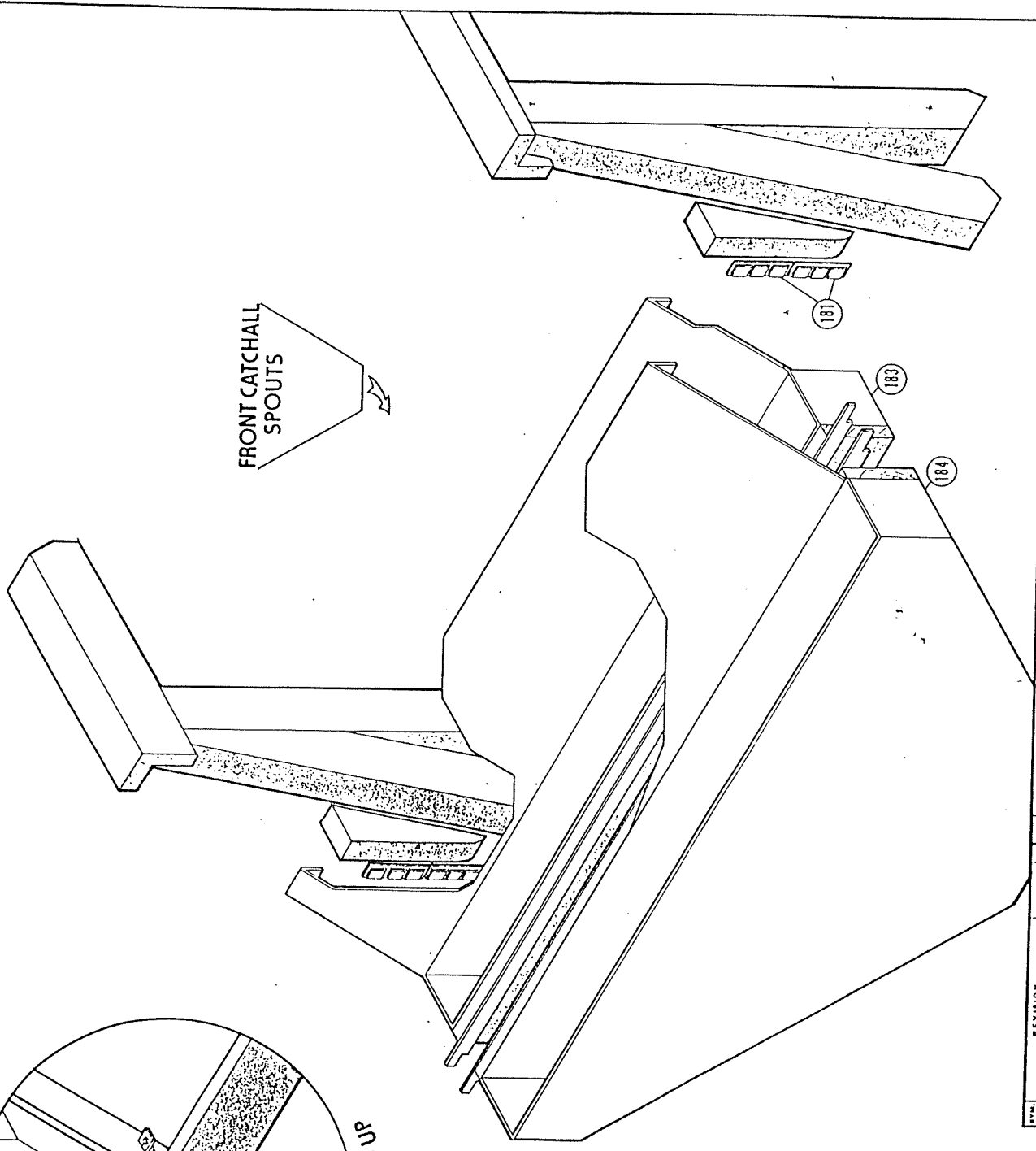




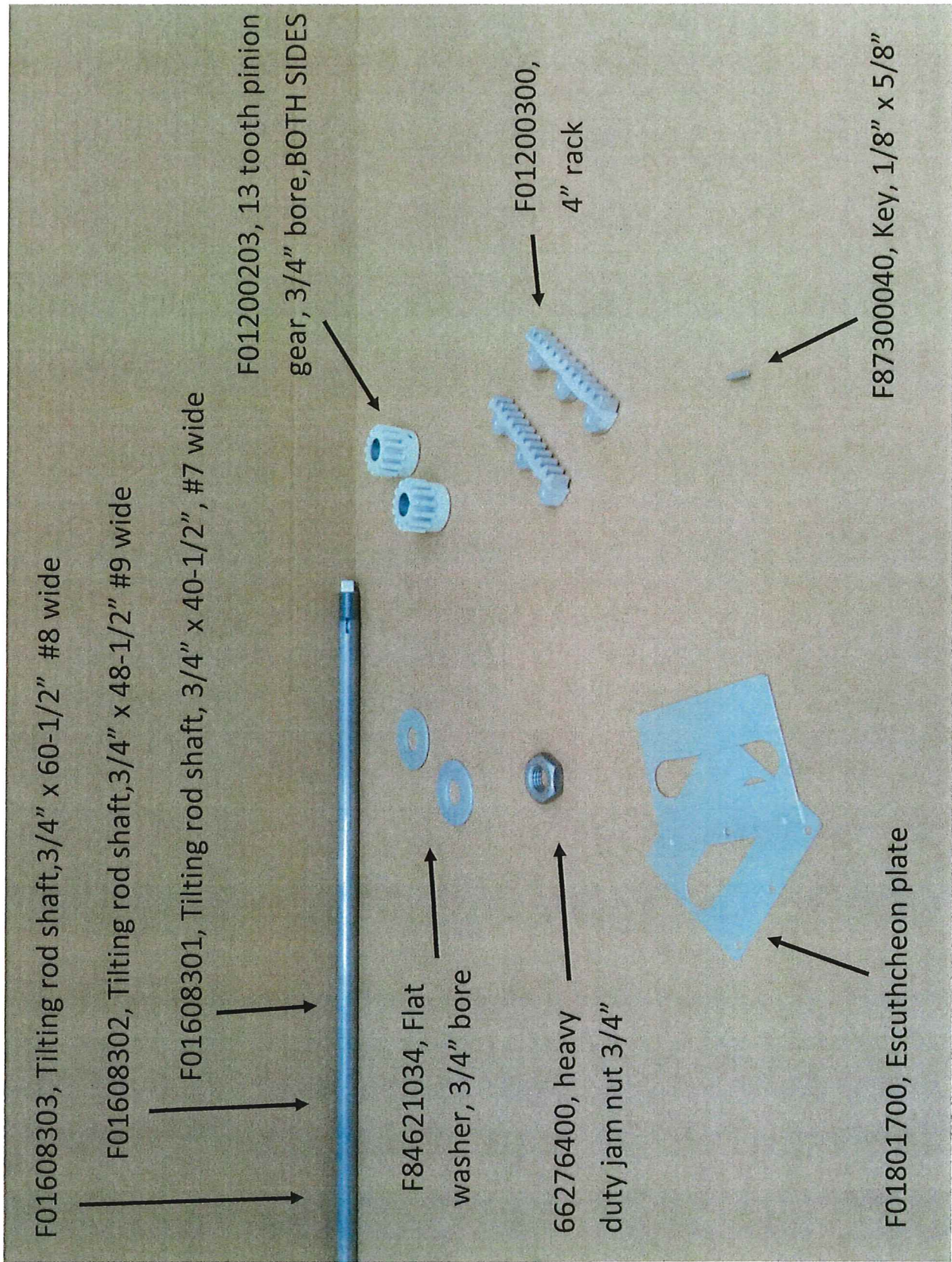
BOTTOM HOOK-UP



FRONT CATCHALL SPOUTS

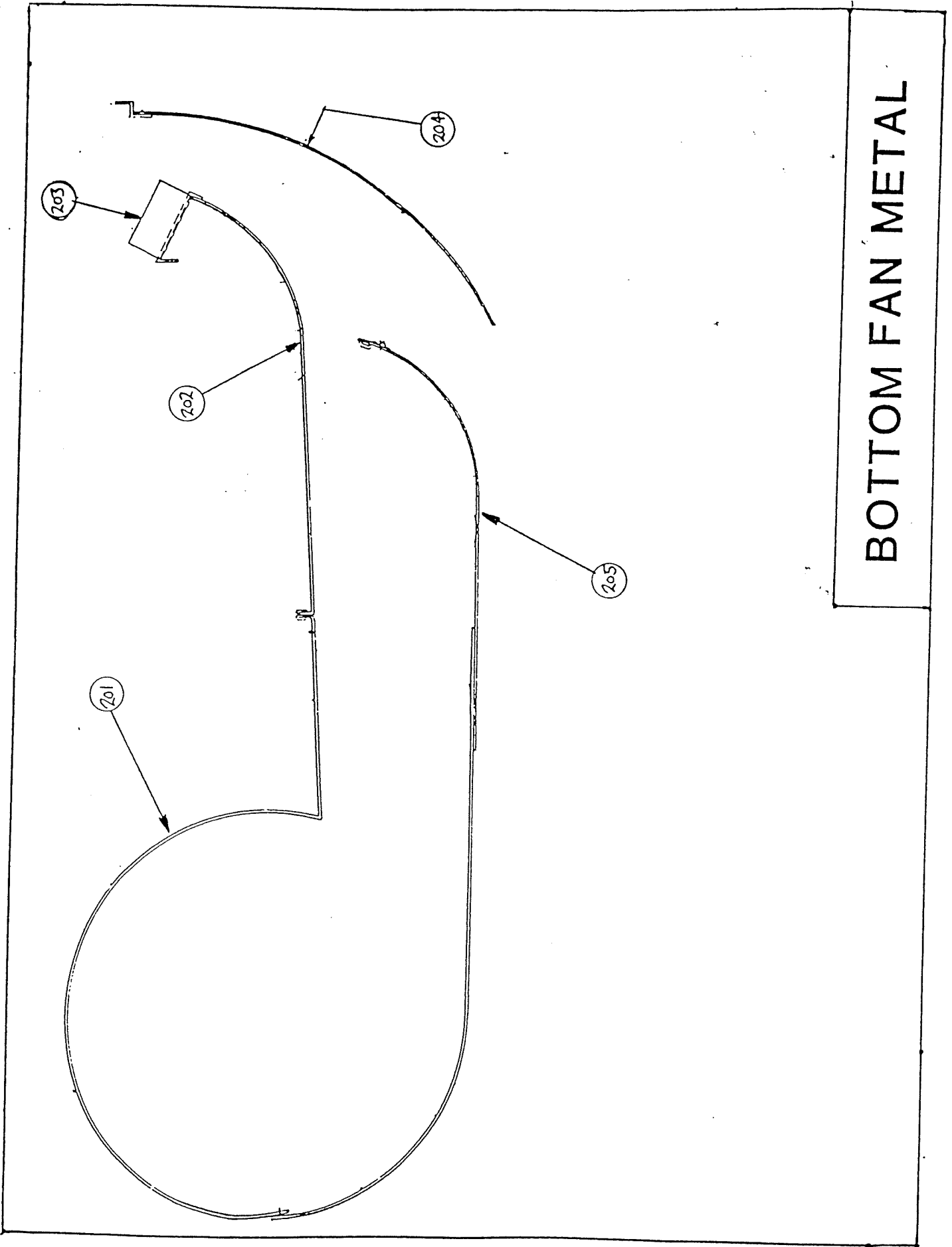


BY: _____		REVISION _____		DATE _____	DATE _____	SCALE _____	DATE _____
↑		FRONT CATCHALL SPOUTS		DWG. NO. _____		MACH. NO. _____	
FERRELL - ROSS		SAGINAW, MICH.		DWG. NO. _____		MACH. NO. _____	

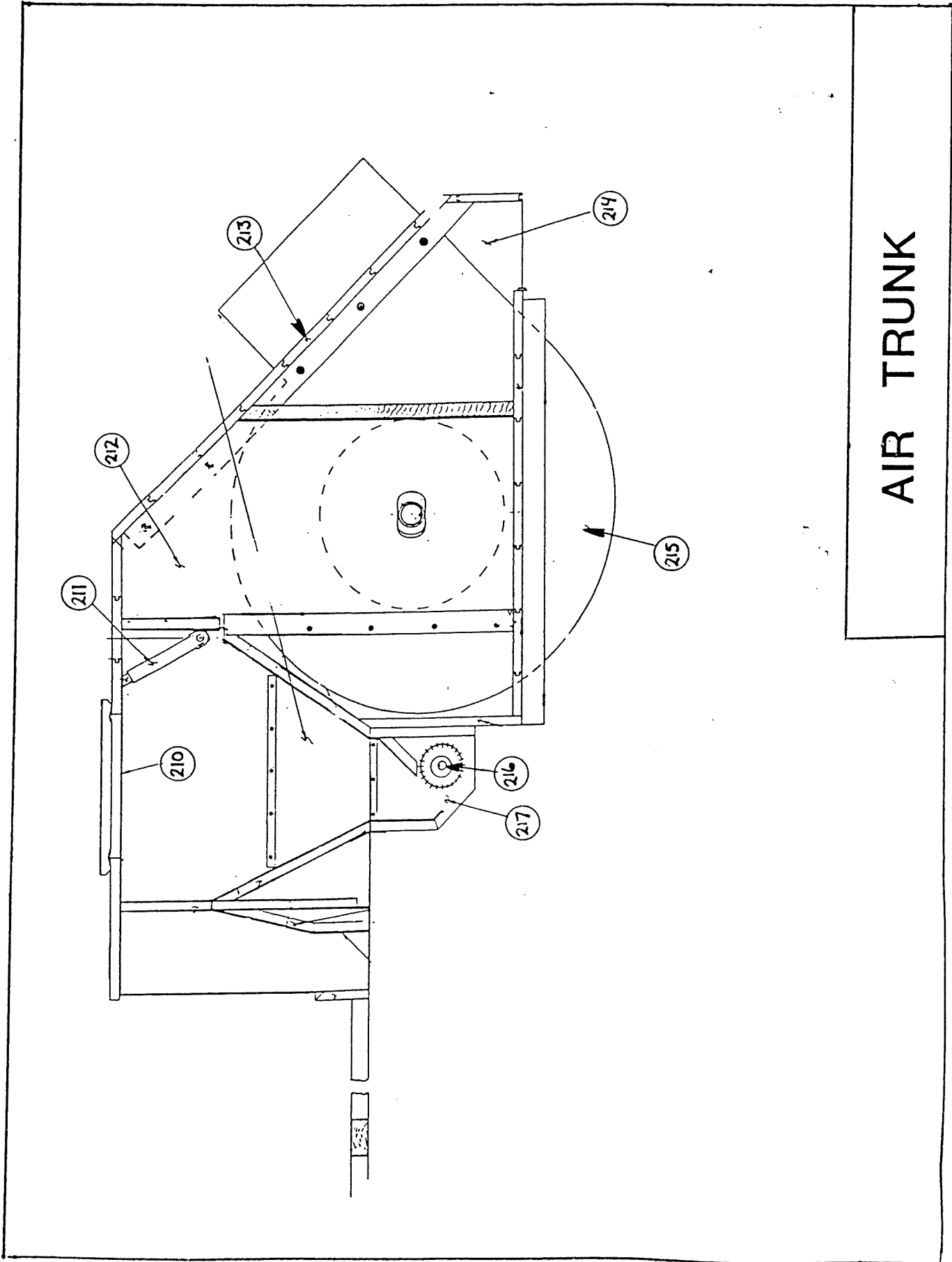


# Screen rocker adjusting assembly





BOTTOM FAN METAL



AIR TRUNK